

JUVENILE JUSTICE SYSTEM
ENHANCEMENT STRATEGY (JJSES)

**IMPLEMENTATION
REPORT
2022**



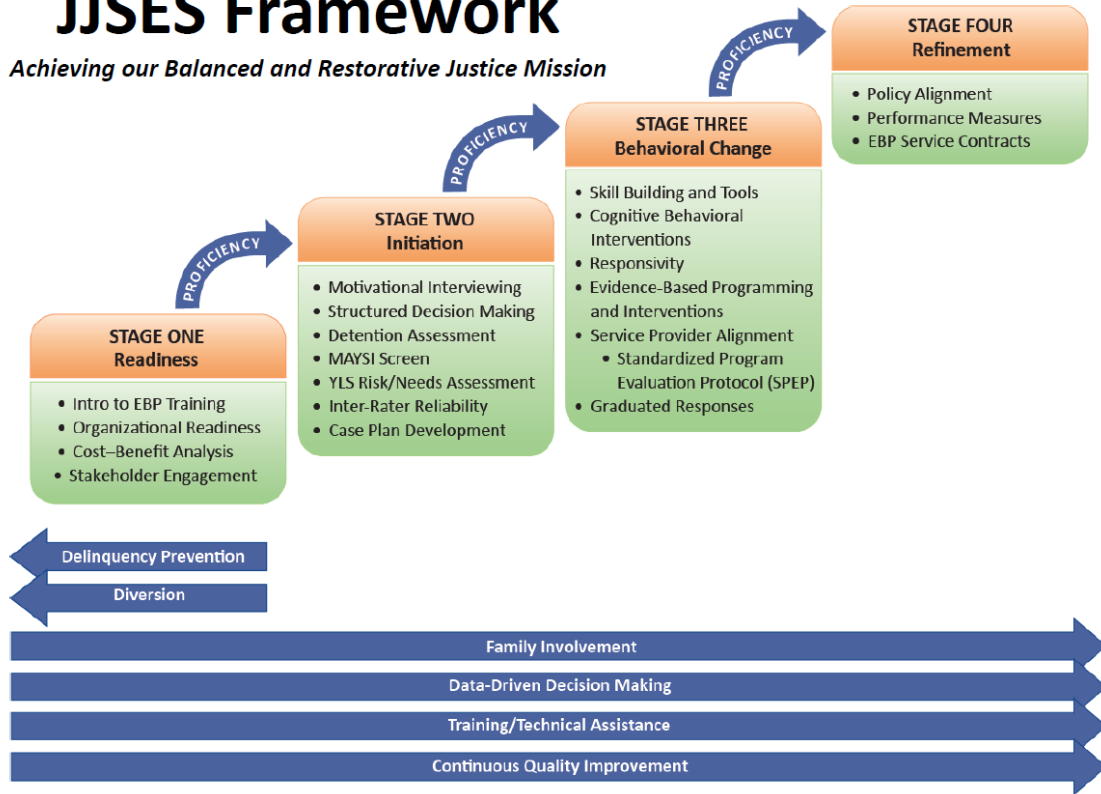
pennsylvania
JUVENILE COURT JUDGES' COMMISSION

Table of Contents

INTRODUCTION	3
Background	3
STAGE ONE: READINESS	5
Evidence-Based Practices (EBP) Training	5
Stakeholder Engagement.....	7
STAGE TWO: INITIATION	10
Motivational Interviewing (MI).....	11
Pennsylvania Detention Risk Assessment Instrument (PaDRAI).....	13
Massachusetts Youth Screening Instrument Version 2 (MAYSI-2)	15
Child Trauma Screen (CTS).....	16
Youth Level of Service/Case Management Inventory™ (YLS) Risk/Needs Assessment	17
Case Planning	20
Sustainability	22
STAGE THREE: BEHAVIORAL CHANGE	23
Skill Building and Tools.....	24
Cognitive Behavioral Interventions (CBI)	27
Effective Practices in Community Supervision (EPICS)	29
Standardized Program Evaluation Protocol (SPEP™).....	31
Graduated Responses	33
STAGE FOUR: REFINEMENT	34
Policy Alignment	34
Performance Measures.....	36
Evidence-Based Practices Service Contracts.....	38
BUILDING BLOCKS	39
Delinquency Prevention.....	39
Diversion	40
Family Involvement.....	41
Continuous Quality Improvement (CQI)	43

JJSES Framework

Achieving our Balanced and Restorative Justice Mission



INTRODUCTION

Pennsylvania's juvenile justice system consists of a robust and ever-changing coalition of stakeholders who have advanced effective and progressive juvenile justice practices. These stakeholders have an ongoing commitment to achieving the state's Balanced and Restorative Justice (BARJ) mission through innovation and vision, strong partnerships at both the state and local levels, cooperation with public and private sector service providers, and adherence to its Juvenile Justice System Enhancement Strategy (JJSES) framework. The JJSES supplements BARJ, the foundation of Pennsylvania's juvenile justice system, by focusing on the use of research evidence to achieve BARJ's three goals: competency development, community protection, and victim restoration. Improving youth skills reduces the likelihood of continued involvement in the juvenile justice system, resulting in safer communities and fewer victims. The JJSES shifts the way that the Pennsylvania juvenile justice system operates to ensure the best outcomes for the youth it serves.

Background

In June 2010, the Executive Committee of the Pennsylvania Council of Chief Juvenile Probation Officers (PCCJPO), staff from the Pennsylvania Commission on Crime and Delinquency (PCCD), and the Juvenile Court Judges' Commission (JCJC) conceptualized what would become known as the JJSES. These system partners agreed that the JJSES was needed to establish a sustainability plan for various juvenile justice reform initiatives that were currently in progress and to enhance efforts around the implementation of evidence-based practices in the state. The JJSES would ultimately become the primary driver of juvenile justice reform activities over the next decade, consolidating the gains of previous years "under one roof" and developing strategies to sustain and enhance those efforts. In 2011, the JJSES Statement of Purpose, provided below, was created.

JJSES Statement of Purpose

We dedicate ourselves to working in partnership to enhance the capacity of Pennsylvania's juvenile justice system to achieve its balanced and restorative justice mission by:

- *Employing evidence-based practices, with fidelity, at every stage of the juvenile justice process;*
- *Collecting and analyzing the data necessary to measure the results of these efforts; and, with this knowledge,*
- *Striving to continuously improve the quality of our decisions, services, and programs.*

Released in April 2012, the *Juvenile Justice System Enhancement Strategy Monograph* constructed the roadmap for JJSES implementation. That same year, all 67 juvenile probation departments participated in one of six regional JJSES planning meetings. As part of these activities, juvenile probation departments completed a self-report survey. This survey, known as the JJSES Implementation Survey, was designed to provide stakeholders with the capacity to examine implementation and sustainability of the strategy across the Commonwealth, on both a county-specific and statewide aggregate level. Since FY2012-2013, juvenile probation departments have completed this self-report survey on an annual basis as a condition of receiving their Juvenile Probation Services (JPS) grant funding.

More than a decade later, the JJSES Implementation Survey continues to be a valuable tool for Pennsylvania. First, it allows stakeholders to track how the juvenile justice system has changed in response to the JJSES. Second, it serves as a mechanism to identify gaps in efforts to incorporate evidence-based programming, policies, and practices. Third, by collecting data on department activities, the survey helps assess the quality of implementation of JJSES activities and identify areas that need improvement. Consequently, aggregate statewide responses to this survey assist Pennsylvania's juvenile justice system in planning ongoing support and resource development.

The current report serves two purposes. First, it assesses the implementation and the ongoing sustainability efforts of the JJSES in Pennsylvania over the last 11 years, as captured through the JJSES Implementation Survey. To accomplish this, metrics from the original FY2012-2013 JJSES Implementation Survey and forward are analyzed.¹ Second, this report provides information on the most recent responses captured in the FY2022-2023 JJSES Implementation Survey to assist in understanding where the state is currently and where the system is moving over the next year. Ultimately, the goal of this report is to provide a complete picture of the Pennsylvania juvenile justice system and ensure that the best practices, services, programs, and policies are in place to better serve the youth of Pennsylvania.

¹ This survey, however, has changed and evolved over the last decade. Certain metrics in more recent versions of the survey were not in the original FY2012-2013 survey. Additionally, some metrics from those early versions were significantly modified and amended over the years. Given this, trend analysis in the report only includes those metrics consistently asked over time, with limited variation in the question wording. The report also includes supplemental data from the Pennsylvania Juvenile Case Management System (PaJCMS) and EPIS (Evidence-based Prevention and Intervention Support), which is noted where applicable.

STAGE ONE: READINESS

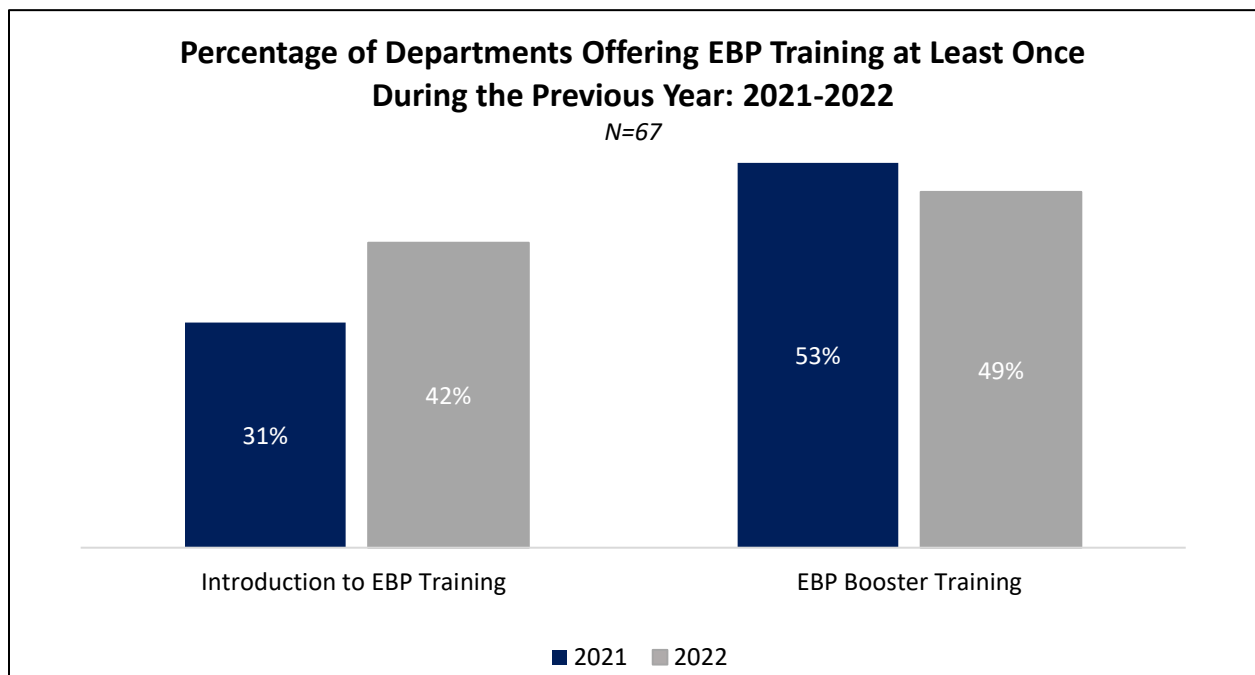
Stage One prepares the juvenile justice system and its stakeholders for the JJSES initiative. The FY2022-2023 JJSES Implementation Survey examines the following Stage One activities: Evidence-Based Practices (EBP) Training and Stakeholder Engagement. Demonstrating the critical and foundational nature of Stage One activities, 37 (55%) departments reported planning Stage One activities in FY2022-2023.

Evidence-Based Practices (EBP) Training

Understanding the key tenets of EBP is imperative to the proper implementation of the JJSES. Focusing on the concepts of the risk principle, the needs principle, the responsivity principle, and effective treatment, this training lays the foundation for each activity within the JJSES framework. These trainings help stakeholders understand how aligning policies and practices with research evidence improves outcomes.

In recent years, many departments did not offer EBP Trainings and Booster Trainings, although these trainings are key to successful JJSES implementation.

The percentage of departments providing these trainings hovered around 50% in both 2021 and 2022.



FY2022-2023 Data

Juvenile probation officers, judges, and service providers are the stakeholder groups most likely to attend Introduction to EBP Training and EBP Booster Training.

As the table below shows, juvenile probation officers are the stakeholders most likely to attend both types of EBP Trainings. FY2022-2023 survey results indicate that 16 (24%) departments have a written policy to ensure that newly assigned juvenile probation officers and stakeholders are offered Introduction to EBP Training.

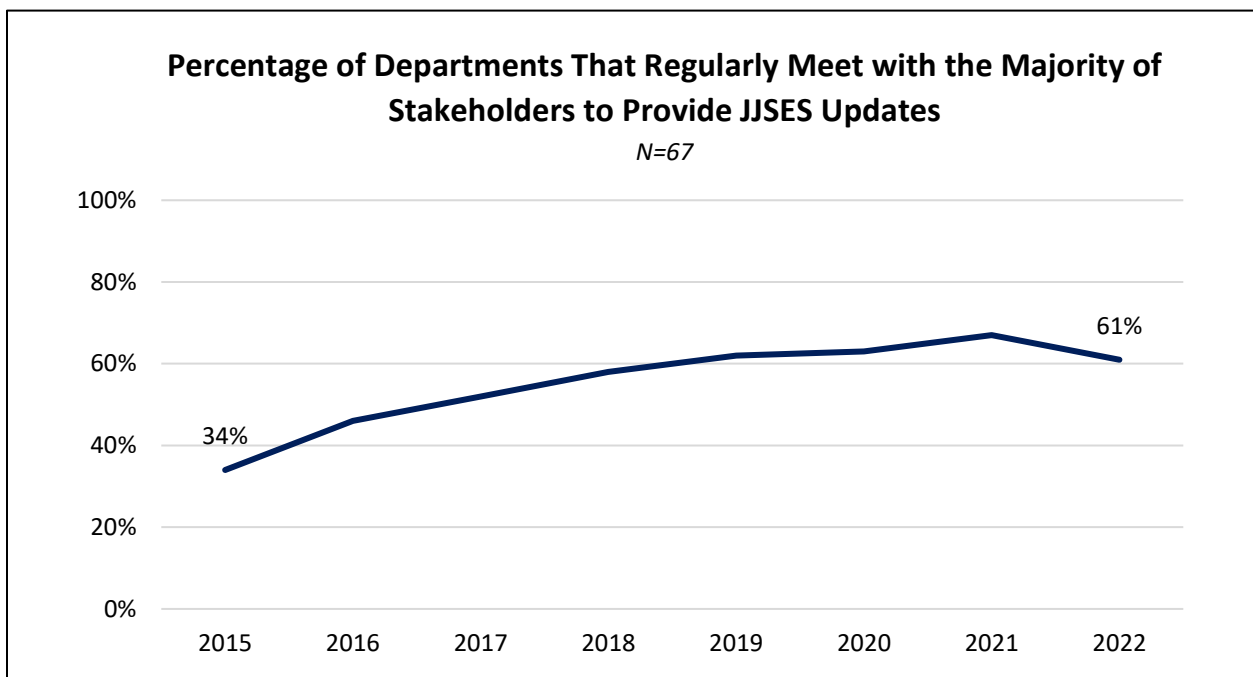
Percentage of Departments Identifying These Stakeholders as Most Likely to Attend EBP Training: FY2022-2023	
Introduction to EBP Training	EBP Booster Training
Juvenile Probation Officers (47%)	Juvenile Probation Officers (58%)
Service Providers (23%)	Judges (24%)
Judges (18%)	Service Providers (19%)

Stakeholder Engagement

In order for the JJSES to succeed, all key juvenile justice system stakeholders need to be invested. Judges and attorneys must know how the Youth Level of Service/Case Management Inventory™ (YLS) and case plans function and their roles in dispositional decision-making. Similarly, victim advocates must understand how reducing a youth’s risk to re-offend ultimately enhances public safety and diminishes future harm to both communities and potential victims. Finally, service providers must commit to utilizing evidence-based practices that effectively target criminogenic needs. Uniting stakeholders around a principle, such as harm reduction, will ultimately improve outcomes for youth and their families, victims, and communities.

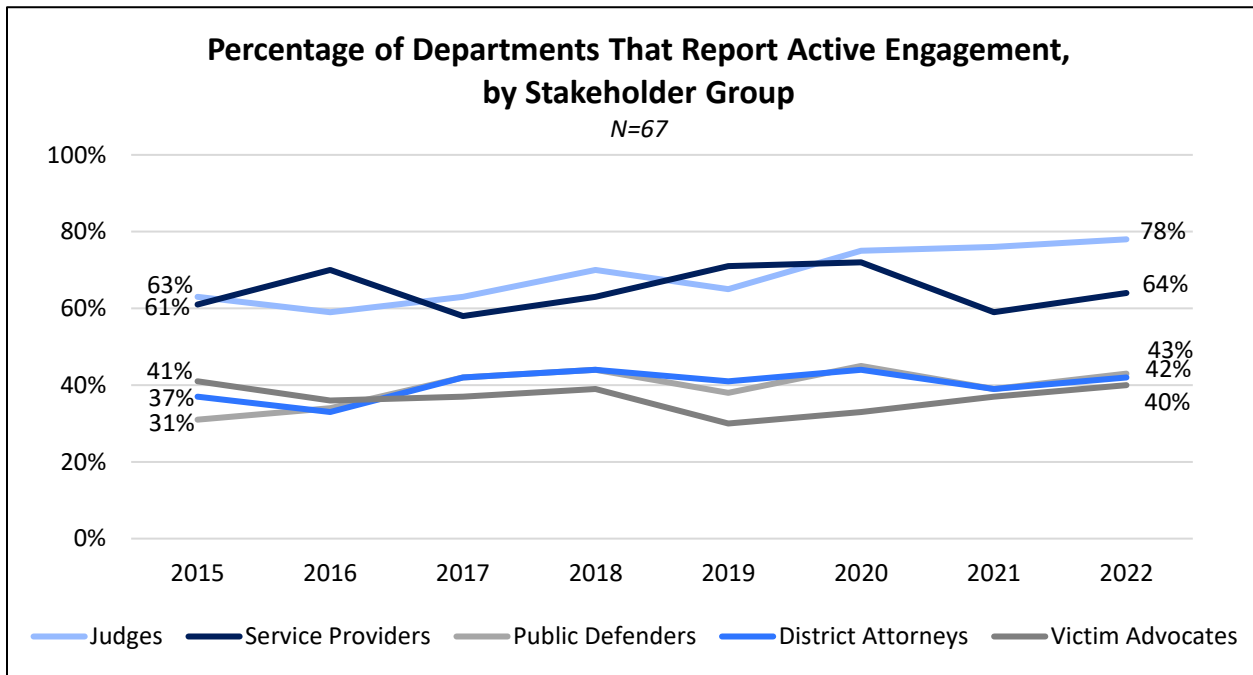
Over the past eight years, the percentage of departments that regularly meet with the majority of stakeholders has increased substantially, despite a small decrease in 2022.

The percentage of departments that regularly meet with the majority of stakeholders almost doubled between 2015 and 2022, increasing from 34% of departments to 61% of departments.



Judges and service providers continue to be more actively engaged in JJSES activities than district attorneys, public defenders, and victim advocates.

An increasing percentage of departments reported that judges are actively engaged in JJSES activities, from 63% in 2015 to 78% in 2022. While over three-quarters of judges are actively engaged, district attorneys, public defenders, and victim advocates continue to be the least involved stakeholders. Only about 40% of departments reported active involvement of public defenders, district attorneys, and victim advocates, a rate that has remained steady throughout the years. Service providers have maintained a higher level of engagement.



FY2022-2023 Data

The table below reflects that staff meetings with juvenile probation officers are the most common forums where JJSES updates are shared.

Percentage of Departments Identifying Forums Used to Update Stakeholders on JJSES: FY2022-2023	
Most Common Forums	Least Common Forums
Staff Meetings with Juvenile Probation Officers (96%)	Juvenile Justice Advisory Board (19%)
Meetings with Juvenile Court Judges (91%)	Collaborative Board Meetings (37%)
Meetings with District Attorneys and Public Defenders (88%)	Children’s Roundtable (64%)

Juvenile probation officers are the stakeholders most likely to be actively engaged, as the table below shows. In addition, police officers are the stakeholder group most likely to not be engaged as well as the stakeholder group most challenging to engage.

Percentage of Departments Indicating Level of Stakeholder Engagement with JJSES Activities: FY2022-2023		
Most Likely to Be Actively Engaged	Most Likely to Not Be Engaged	Most Challenging to Engage
Juvenile Probation Officers (99%)	Police Officers (88%)	Police Officers (70%)
Judges (78%)	Victims (53%)	Community Members (37%)
Service Providers (64%)	Schools (49%)	Schools (33%)

Additional data from FY2022-2023 indicate:

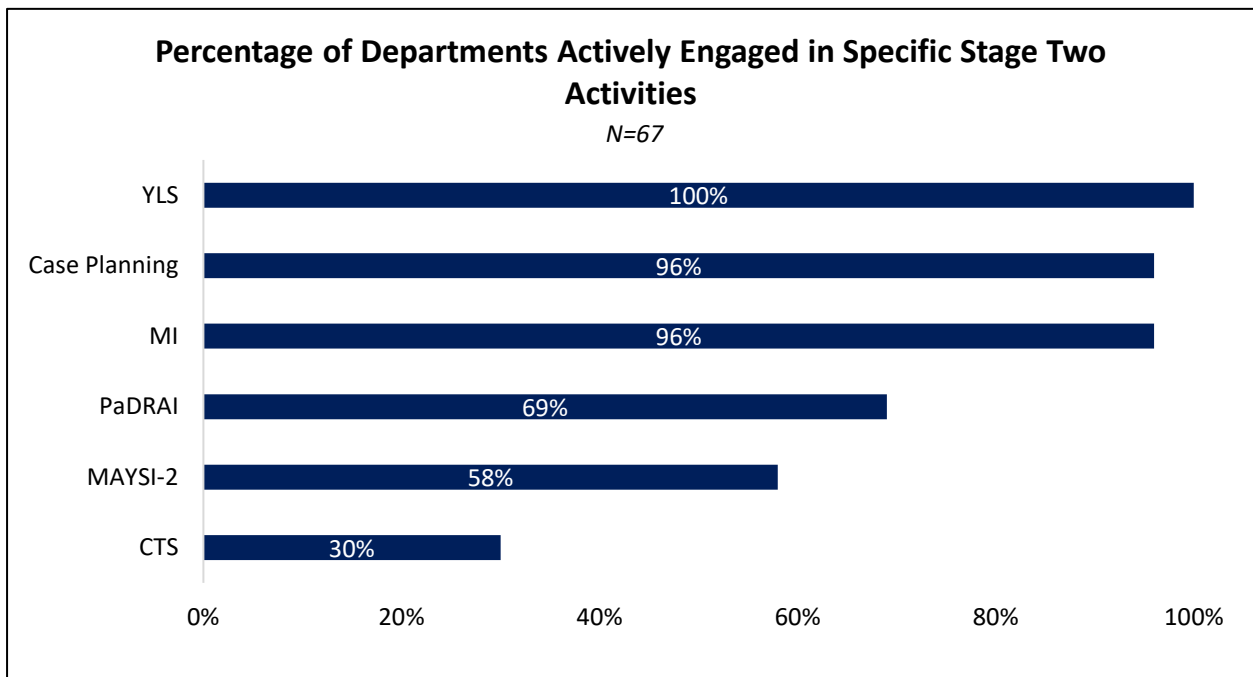
- Although an increasing percentage of departments engage stakeholders, few departments (n=11, 16%) have codified this practice into policy.
- Departments do not universally share the same JJSES-related data/outcome measure reports with stakeholders. The reports most frequently discussed with stakeholders were the YLS risk level distribution (70%), placement utilization trends (64%), and YLS risk level change from initial to closing (55%).

STAGE TWO: INITIATION

Over the last 13 years, Pennsylvania has collectively progressed through the foundational steps of the “Initiation” stage of the JJSES. Stage Two introduces actuarial tools and assessment processes, preparing departments to implement behavioral change practices in Stage Three. The FY2022-2023 JJSES Implementation Survey examines the following Stage Two activities: Motivational Interviewing (MI), Pennsylvania Detention Risk Assessment Instrument (PaDRAI), Youth Level of Service/Case Management Inventory™ (YLS), Case Planning, Massachusetts Youth Screening Instrument Version 2 (MAYSI-2), and the Child Trauma Screen (CTS).

FY2022-2023 Data

In FY2022-2023, YLS, case planning, and MI are the most common activities in which departments are actively engaged.

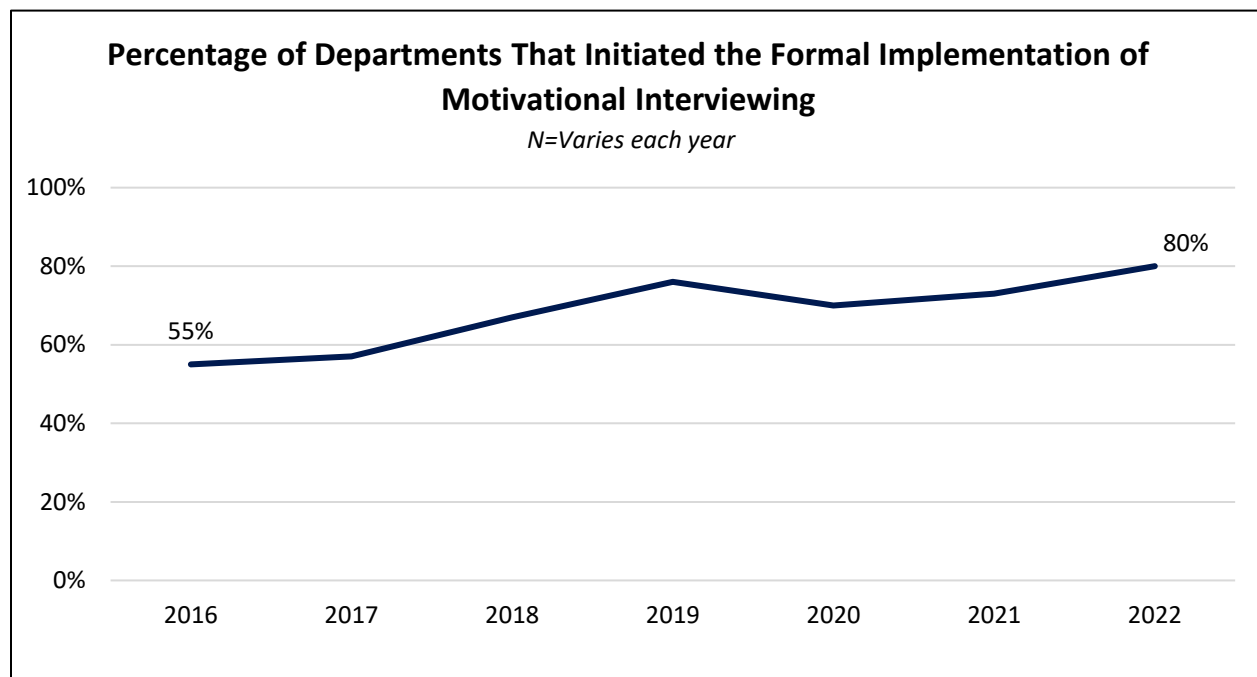


Motivational Interviewing (MI)

Targeted efforts to fully integrate the remaining Stage Two activities began in 2016. Juvenile probation departments were strongly encouraged, though not required, to formally implement Motivational Interviewing (MI). MI is an essential component of the JJSES. Motivational interviewing skills enhance the amount and quality of information collected during the assessment process and help engage youth and families in the creation and execution of case plans.

Despite recent decreases, consistent progress has occurred to fully implement MI within juvenile probation departments.

Despite a drop in 2020, the percentage of departments reporting the initiation of the formal implementation of MI was at 80% in 2022.



FY2022-2023 Data

FY2022-2023 survey results indicate that MI implementation efforts are strong, with high levels of engagement across the state.

In FY2022-2023, 64 (96%) departments reported being actively engaged in MI activities. Among these 64 departments:

- Fifty-one (80%) departments initiated the formal implementation of MI as described in the recommended protocol of “Motivational Interviewing: Implementation and Practice Manual.”
- Thirty-six (56%) departments have a written policy that incorporates MI.
- Fifty-six (88%) departments reported that the majority of current staff completed MI training.
- Pennsylvania has 161 MI coaches.
- Forty (63%) departments have an identified staff or unit responsible for their department’s MI training and quality assurance practices.
- The most common MI quality assurance practices are booster training (58%), skills practice (58%), supervisory reviews (44%), and coaching sessions (42%). Seventeen (27%) departments do not practice any forms of MI quality assurance.
- Forty-eight (75%) departments are planning additional MI activities this fiscal year.

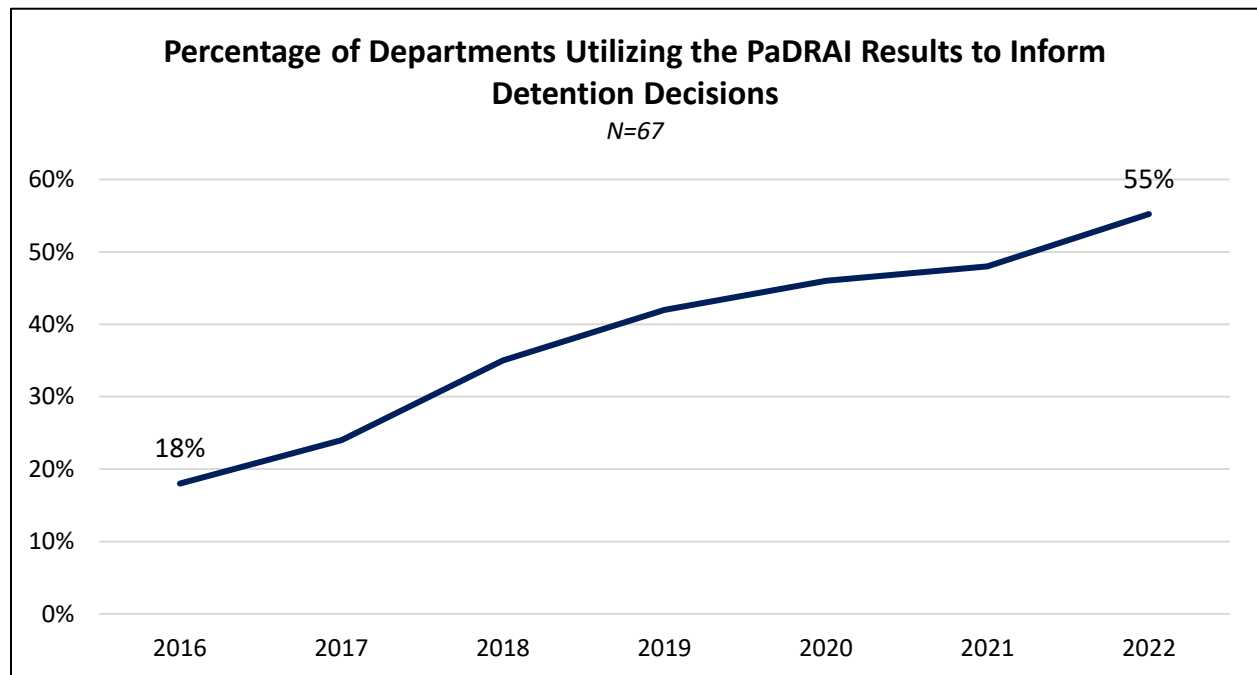
Of the remaining three departments, none were previously active, and all are planning MI activities during FY2022-2023.

Pennsylvania Detention Risk Assessment Instrument (PaDRAI)

Pennsylvania is moving towards implementing additional screening tools that will increase data-informed decision-making at critical decision points throughout the system. The decision to place a youth in a secure detention center represents one of the most important decisions of juvenile court processing and one of the most significant events in a youth's life. The Pennsylvania Detention Risk Assessment Instrument (PaDRAI) is a concise, structured decision-making instrument used to assist in the critical decision of whether to securely detain a youth, release to an alternative to detention (ATD), or release to the custody of a parent or responsible adult during the period that the youth is awaiting a juvenile court hearing. The instrument is designed to assess the risk of a youth to 1) commit additional offenses while awaiting the juvenile court hearing; and/or 2) fail to appear for the scheduled juvenile court hearing.

Since 2016, the PaDRAI has become a critical tool used to inform the detention decision in more than half of the juvenile probation departments in Pennsylvania.

In 2016, 12 juvenile probation departments utilized the PaDRAI results to inform detention decisions. By 2022, 37 departments reported using the PaDRAI to make such decisions, tripling the rate of utilization.



FY2022-2023 Data

Although FY2022-2023 survey results indicate that the PaDRAI is unlikely to expand to additional counties next year, currently engaged departments continue to ensure critical implementation elements are in place, such as a written policy, training, and quality assurance, as the data below reflects.

In FY2022-2023, 46 (69%) departments reported being actively engaged in PaDRAI activities. Among these 46 departments:

- Thirty-five (76%) departments reported that current staff use the PaDRAI per written policy.
- Thirty-eight (83%) departments have a written policy that incorporates the PaDRAI.
- Thirty-seven (80%) departments reported that the majority of staff completed PaDRAI training.
- Thirty-seven (80%) departments use results to inform detention decisions the majority of the time.
- Pennsylvania has 75 PaDRAI Coordinators.
- Thirty-six (78%) departments have an identified staff or unit responsible for their department's PaDRAI training and quality assurance practices.
- The most common PaDRAI quality assurance practices are supervisory reviews (80%), booster training (59%), and skills practice (22%). Six (13%) departments do not practice any forms of PaDRAI quality assurance.
- Twenty-three (50%) departments are planning additional PaDRAI activities this fiscal year.

Of the remaining 21 departments not currently engaged with PaDRAI implementation, none were previously active, and one is planning PaDRAI activities during FY2022-2023.

In 2022, 6,860 PaDRAs were completed in PaJCMS.²

- The discretionary override rate was 14% (n=941).³
- The aggravating override to detention rate was 7% (n=355).
- The aggravating override to ATD rate was 2% (n=112).
- The mitigating override rate was 31% (n=474).

² Data retrieved from the Pennsylvania Juvenile Case Management System (PaJCMS).

³ Discretionary overrides involve the consideration of aggravating and mitigating factors that can increase or decrease the level of pre-hearing supervision indicated by the PaDRAI. It is best practice to use discretionary overrides only when specific, verifiable factors are present that may modify the tool's indicated detention decision. The use of discretionary overrides recognizes that no assessment tool can account for every possible scenario.

Massachusetts Youth Screening Instrument Version 2 (MAYSI-2)⁴

Although mental health issues are not a criminogenic factor to consider when assessing a youth's risk to recidivate, they are considered a responsivity factor that may impact the youth's ability to adequately respond to intervention(s) necessary to address criminogenic risk/need factors. In recognition of this, a growing number of juvenile probation departments have adopted the Massachusetts Youth Screening Instrument Version 2 (MAYSI-2).

FY2022-2023 Data

FY2022-2023 survey results indicate that more than half of departments have implemented the MAYSI-2 and incorporated critical implementation elements, such as policies and training.

In FY2022-2023, 39 (58%) departments reported being actively engaged in MAYSI-2 activities. Among these 39 departments:

- Twenty-three (59%) departments have a written policy that incorporates the MAYSI-2.
- Twenty-three (59%) departments reported that the majority of staff completed MAYSI-2 training.
- Pennsylvania has 50 trained MAYSI-2 coaches/coordinators.
- Twenty-one (54%) departments have an identified staff or unit responsible for MAYSI-2 training and quality assurance practices.
- The most common MAYSI-2 quality assurance practices are supervisory reviews (41%) and booster sessions (41%). Sixteen (41%) departments do not practice any forms of MAYSI-2 quality assurance.
- MAYSI-2 results are most frequently used for a referral for appropriate services (n=31, 97%), to determine need for formal clinical assessment (n=25, 64%), and to influence the case planning process (n=23, 59%).
- Nineteen departments (49%) are planning additional MAYSI-2 activities this fiscal year.

Of the remaining 28 departments, three were previously active. One previously active department and four others are planning MAYSI-2 activities during FY2022-2023.

In 2022, 2,408 MAYSI-2 assessments were completed in PaJCMS.⁵

- 81% (n=1,958) required the first screening only.
- 19% (n=450) required a second screening.
- 24% (n=570) were identified as a critical case.

⁴ No trend data is available for this measure. In previous surveys, respondents were asked to report on any mental health tools utilized within their department, not just the MAYSI-2.

⁵ Data retrieved from the Pennsylvania Juvenile Case Management System (PaJCMS).

Child Trauma Screen (CTS)⁶

Like mental health issues, trauma exposure is not a criminogenic factor to consider when assessing risk to recidivate. However, research has identified the link between such exposure and future delinquent behavior. Trauma exposure, therefore, is considered a responsivity factor that may impact the ability of youth to adequately respond to the intervention(s) necessary to address identified criminogenic risk/need factors. The Child Trauma Screen (CTS), a 10-item screening measure of trauma exposure and post-traumatic stress disorder symptoms for youth ages 6-17, has been endorsed by Pennsylvania stakeholders as the preferred trauma screening tool for juvenile probation departments.

FY2022-2023 Data

FY2022-2023 survey results indicate that while the CTS continues to remain in the early stages of statewide implementation, an additional 20% (n=13) of departments will begin initiation of the activity this year.

Nearly a third of counties have already implemented the CTS, and 13 additional departments are planning CTS activities this fiscal year.

Twenty (30%) departments reported being actively engaged in CTS activities in FY2022-2023. Among these 20 departments:

- Twelve (60%) departments have a written policy that incorporates the CTS.
- Thirteen (65%) departments trained the majority of current staff on the CTS.
- Pennsylvania has 40 trained CTS coaches/coordinators.
- Thirteen (65%) departments have an identified staff or unit responsible for CTS training and quality assurance practices.
- The most common CTS quality assurance practices are supervisory reviews (55%) and booster training (25%). Six (30%) departments do not practice any forms of CTS quality assurance.
- CTS results are most frequently used for a referral for appropriate services (n=19, 95%).
- Thirteen departments (65%) are planning additional CTS activities this fiscal year.

Of the remaining 47 departments, one was previously active, and 13 others are planning CTS activities during FY2022-2023.

In 2022, 1,977 child screenings and 225 caregiver screenings were completed in PaJCMS, resulting in 2,202 CTS assessments captured statewide.⁷

⁶ No trend data is available for this measure. In previous surveys, respondents were asked to report on any trauma screening tools utilized within their department, not just the CTS.

⁷ Data retrieved from the Pennsylvania Juvenile Case Management System (PaJCMS).

Youth Level of Service/Case Management Inventory™ (YLS) Risk/Needs Assessment

The YLS is a valid and reliable risk instrument that assesses risk for recidivism by measuring 42 risk/need factors within eight domains. The calculated risk score helps identify *who* should receive juvenile justice interventions and treatment, while the domains identify *what* criminogenic needs must be addressed with the youth. Additionally, the responsivity portion of the tool highlights *how* treatment should be delivered.

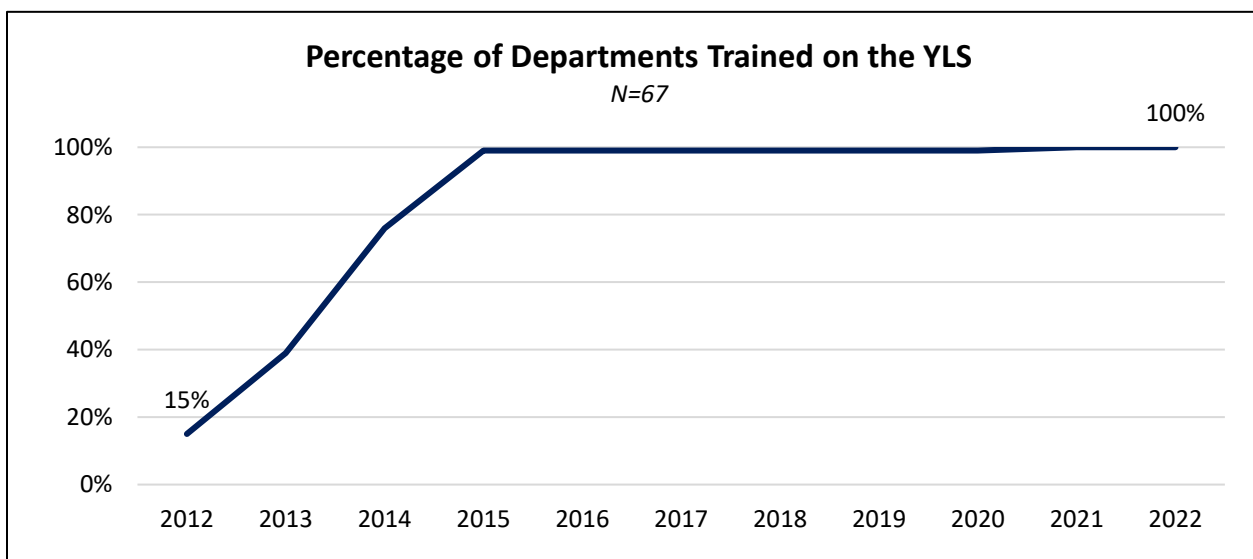
Beginning in 2009, a small cohort of juvenile probation officers were trained on the YLS, ultimately integrating it into the daily practice of their departments. By 2012, 66 of 67 juvenile probation departments were trained on the tool. Since then, the YLS has become an integral part of Pennsylvania’s juvenile justice system. In December 2021, the final juvenile probation department was trained on the tool.

Reflecting the importance of the YLS in making the Pennsylvania juvenile justice system truly data informed, in 2013 the members of the Juvenile Court Judges’ Commission voted unanimously to require that, as a condition of participation in the Juvenile Probation Services Grant Program, all counties must submit JJSES Implementation Plans, for approval by JCJC staff, which address the following:

- 1) Implementation of the YLS;
- 2) Development of recommendations to the Court based upon the YLS results, including the identified risks and needs of each juvenile; and
- 3) Development of standardized case plans based upon the YLS results, which target services to meet the identified risks and needs of each juvenile.

The YLS continues to be the cornerstone of the JJSES, with all departments currently active and engaged in implementation and sustainability efforts.

From 2015 to 2020, 99% of departments were trained on the YLS. By 2021, 100% were trained.



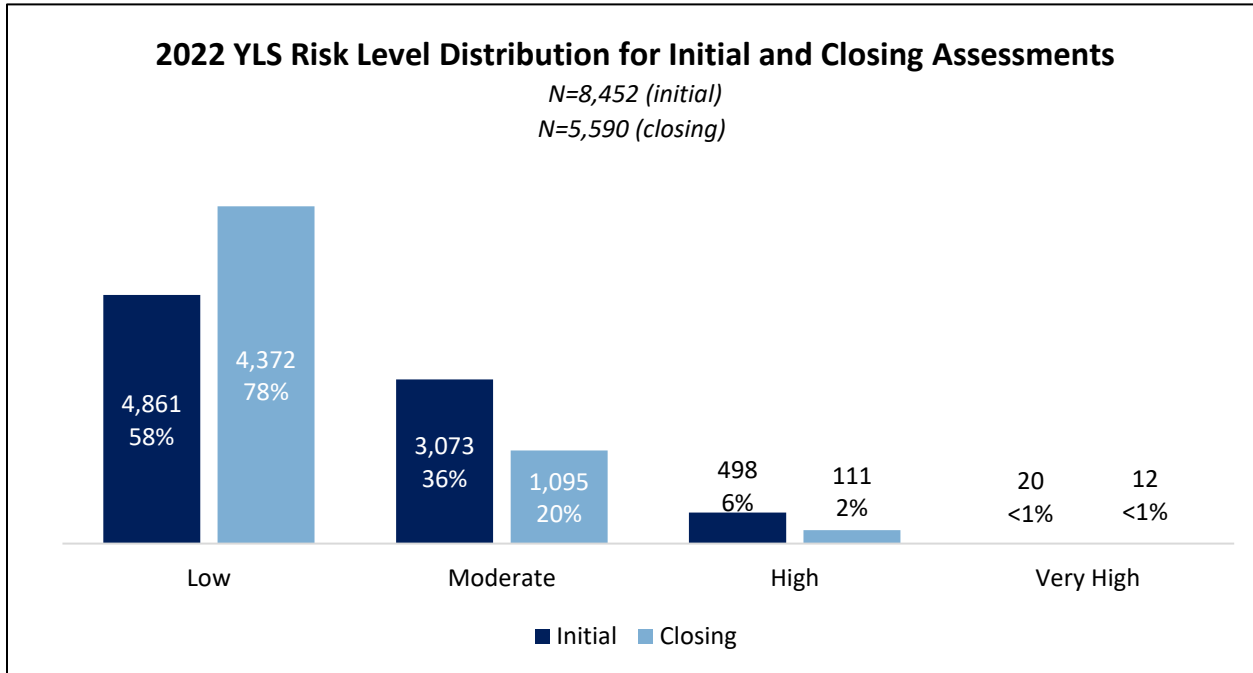
FY2022-2023 Data

According to the FY2022-2023 surveys, most departments have successfully implemented the YLS, with robust quality assurance programs. As the data below indicates, most departments have trained staff, use quality assurance tools, and have a written policy.

FY2022-2023 survey results indicate that:

- Sixty-three (94%) departments have a written policy that incorporates the YLS.
- Sixty-five (97%) departments reported that the majority of current staff completed YLS training.
- Pennsylvania has 224 YLS Master Trainers.
- Fifty-six (84%) departments have an identified staff or unit responsible for their department's YLS training and quality assurance practices.
- Master Trainers delivered YLS booster training to 57 (85%) departments during the past year.
- The most common YLS quality assurance practices are booster trainings (94%), supervisory reviews (91%), and coaching sessions (49%). Only two (3%) departments do not practice any forms of YLS quality assurance.
- Fifty-four (81%) departments reported staff completed two YLS booster cases from the Assessment Committee during the past year.
- Fifty-four (81%) departments have a service matrix to address the criminogenic needs of youth under supervision.
- Forty-two (63%) departments are planning additional YLS activities this fiscal year.

According to PaJCMS, 17,766 YLS assessments were completed, including initial, review, and closing assessments, in 2022.



Per PaJCMS:

- In 2022, Education/Employment, Personality/Behavior, and Substance Abuse were the domains that most frequently scored as moderate or higher on initial assessments (excluding Leisure and Recreation).
- The YLS override rate was 2.8% (n=502) in 2022.⁸

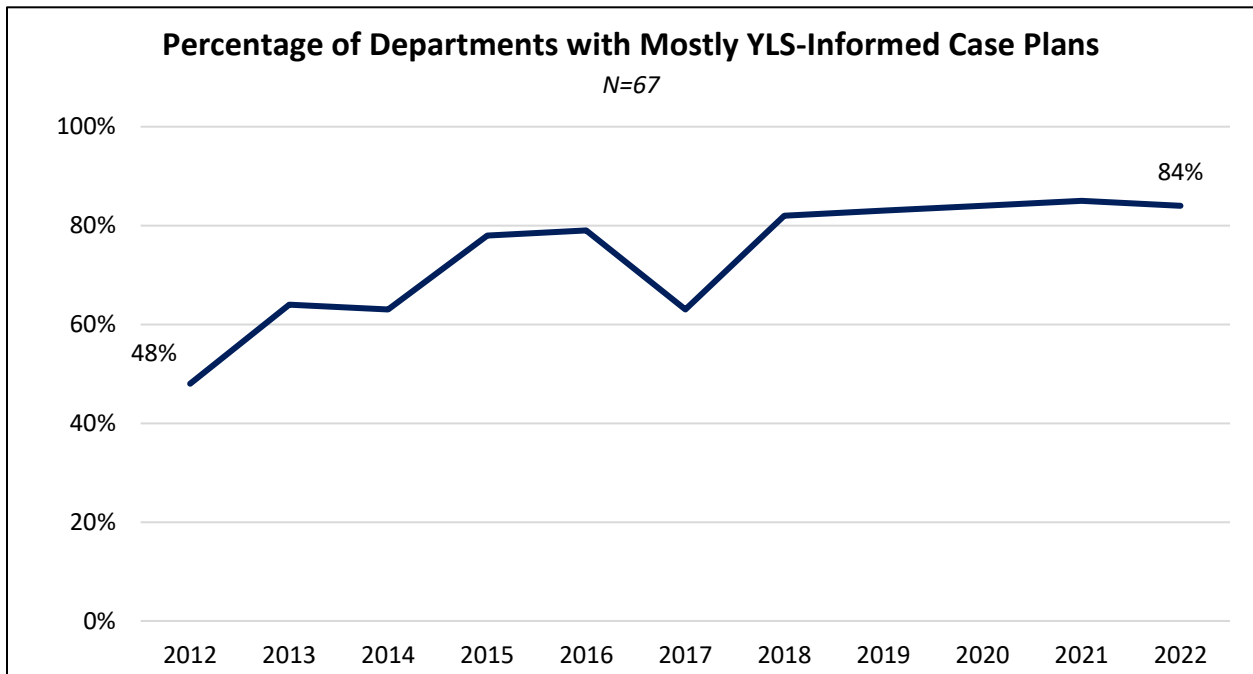
⁸ Overrides of Overall Risk Level: The YLS allows flexibility for juvenile justice professionals to increase or decrease a youth's overall risk level as appropriate under prevailing conditions. This figure represents the override rate for all assessments completed in 2022 (i.e., initial, review, and closing).

Case Planning

Case plans, a critical JJSES component, are blueprints that provide structure and direction for youth, families, and juvenile probation officers throughout the term of juvenile court supervision. Individualized case plans match assessment results, such as the YLS, to services aimed at improving the youth's competencies and reducing recidivism.⁹ Similar to the YLS, small pockets of juvenile probation departments throughout the state were using YLS-informed case plans in 2009. In 2022, 64 juvenile probation departments are actively engaged in case plan activities, of which 84% develop YLS-informed case plans in the majority of cases.

Despite a 75% increase since 2012, the implementation of YLS-informed case plans has plateaued since 2018.

Seven departments report they develop YLS-informed case plans, but not in the majority of cases. Three departments do not develop YLS-informed case plans.



⁹ While some departments used YLS-informed case plans as early as 2009, the JJSES Implementation Survey was not developed until 2012.

FY2022-2023 Data

In FY2022-2023, 64 (96%) departments reported being actively engaged in case planning activities. Among these 64 departments:

- Fifty-seven (89%) departments have a written policy that incorporates case planning.
- Fifty-eight (91%) departments reported that the majority of current staff completed case planning training.
- Fifty-four (84%) departments have an identified staff or unit responsible for their department's case planning training and quality assurance practices.
- The most common quality assurance practices for case planning are supervisor approval/supervisor reviews (81%), case plan booster training (78%), and case plan coordinator/coach reviews (56%). Three (5%) departments do not practice any forms of case planning quality assurance.
- Departments are most likely to incorporate the following best practice principles in their case plans: youth engagement (94%), top two or three criminogenic needs (92%), and family engagement (91%).
- Pennsylvania has 147 case plan coordinators/coaches.
- Thirty-eight (59%) departments are planning additional case planning activities this fiscal year.

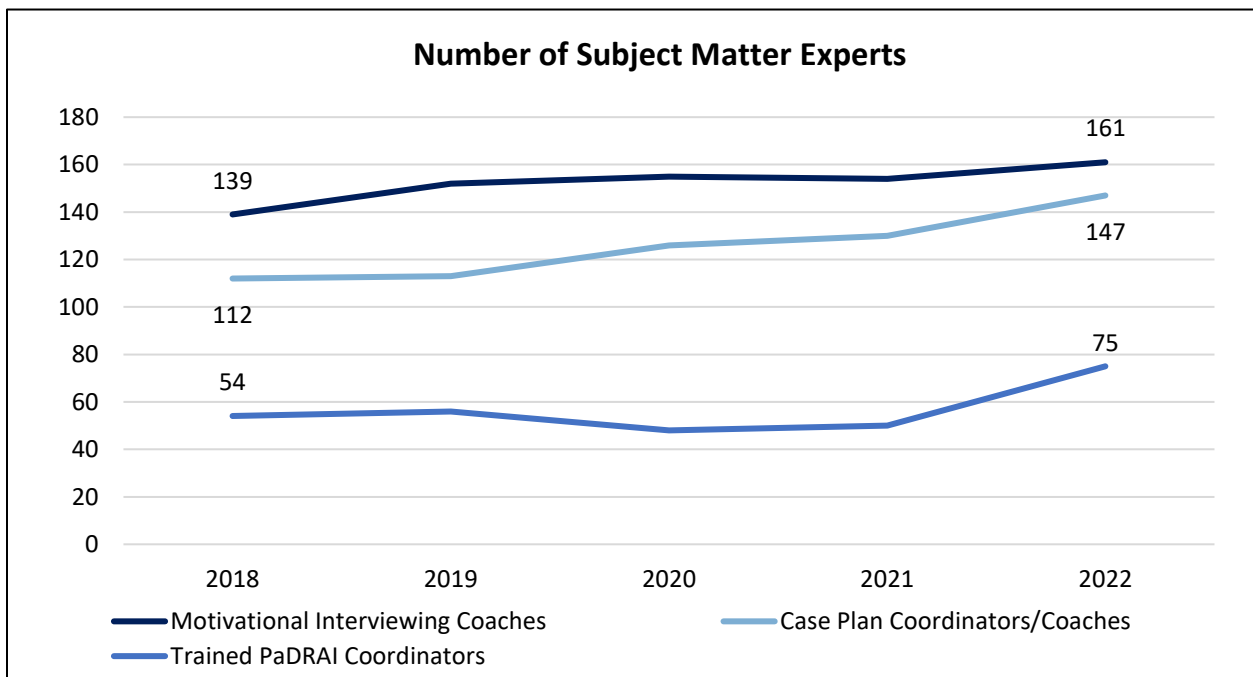
Of the remaining three departments, one was previously active, and one other is planning case planning activities during FY2022-2023.

Sustainability¹⁰

Pennsylvania continues to plan for and commit to the sustainability of the foundational pieces of the JJSES situated within Stage Two of the JJSES Framework. The state continues to implement steps to ensure that the Stage Two activities are sustainable over time.

Pennsylvania has developed a cadre of professionals who function as subject matter experts on Stage Two activities, providing training, technical assistance, peer support and mentoring, and playing an important role in Continuous Quality Improvement efforts.

From 2018 to 2022, the number of MI coaches increased 16%, case plan coordinators increased 31%, and trained PaDRAI Coordinators increased 39%.¹¹



¹⁰ No trend data is available for the MAYSI-2 or CTS. In previous surveys, respondents were asked to report on any mental health or trauma screening tools utilized within their department, not just the MAYSI-2 or CTS.

¹¹ YLS Master Trainer trend data are not yet available. Pennsylvania had 224 YLS Master Trainers in 2022.

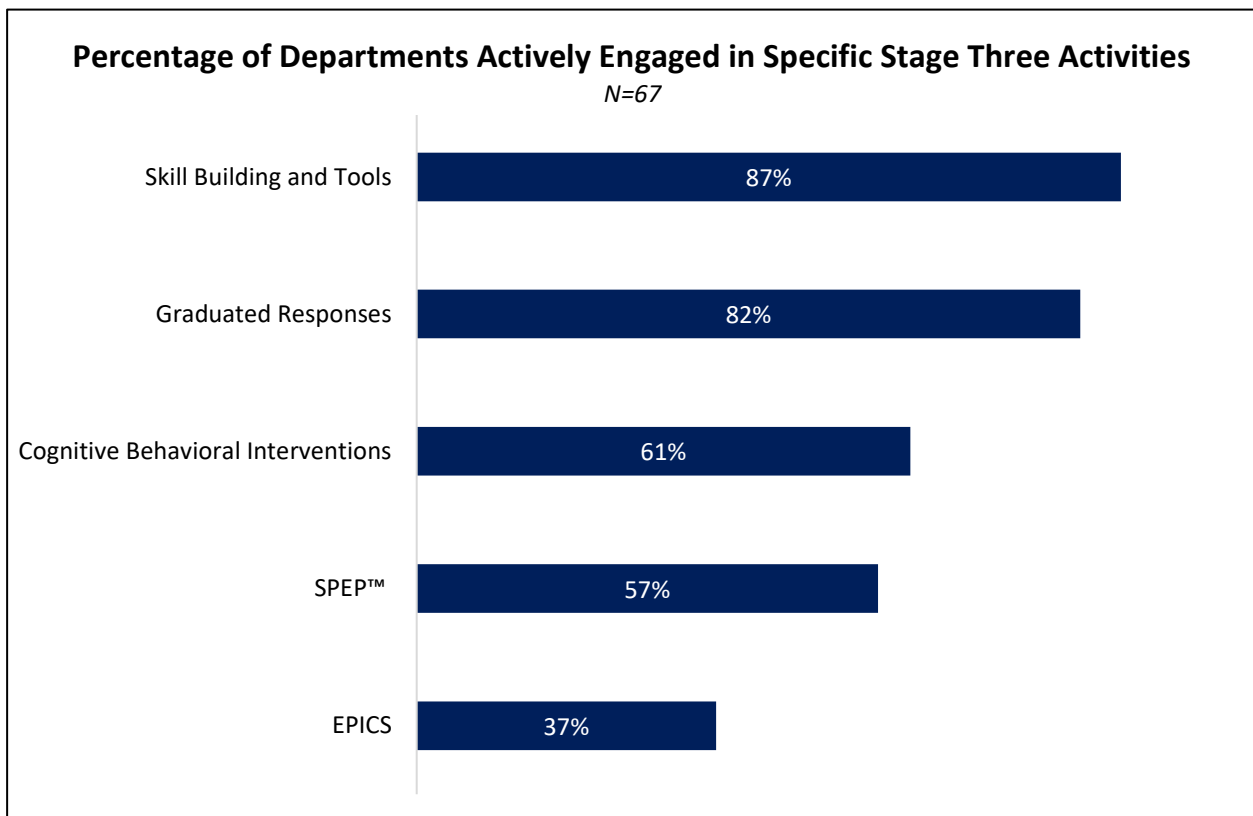
STAGE THREE: BEHAVIORAL CHANGE

Stage Three uses the information amassed from the diagnostic practices established in Stage Two to support behavioral change. Stage Three is grounded in an understanding of long-term behavioral change strategies. These strategies include implementing cognitive behavioral and evidence-based programs, giving case management staff the competencies and tools necessary to ensure that their sessions build skills that address criminogenic needs, and ensuring that the right youth are receiving the right types of services.

The FY2022-2023 JJSES Implementation Survey examines the following Stage Three activities: Skill Building and Tools, Cognitive Behavioral Interventions (CBI), Effective Practices in Community Supervision (EPICS), Standardized Program Evaluation Protocol (SPEP™), and Graduated Responses.

FY2022-2023 Data

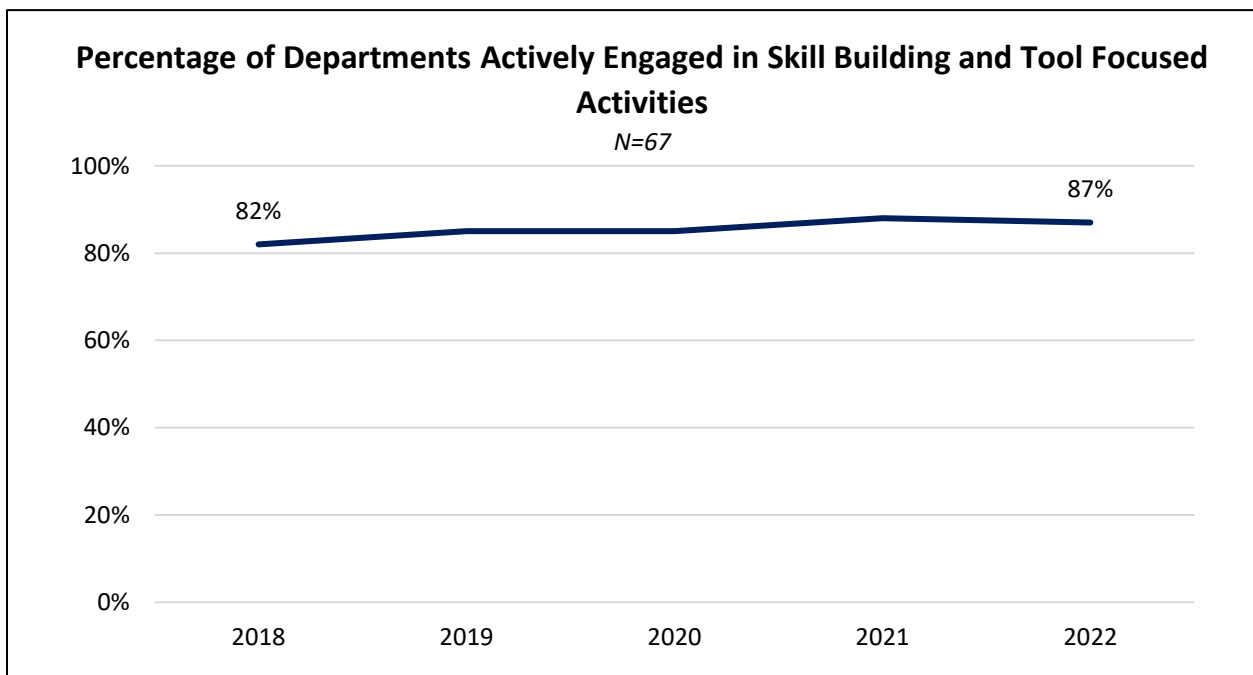
In FY2022-2023, many departments reported using skill building and graduated responses to initiate behavioral change in youth.



Skill Building and Tools

A growing number of departments require juvenile probation officers to serve as “agents of change” and use skill building and tool focused activities to help youth build competencies. Primary skill building and tool focused activities are the Four Core Competencies (4CC), Carey Guides, Brief Intervention Tools (BITS), and the Supervisor's Evidence-Based Practices BriefCASE. Skill practice involves observing others, practicing new behaviors, receiving feedback on the practiced behaviors, and applying the behaviors in real-life situations. The JJSES provides resources to assist in these areas including training on skill practice, specific tools that juvenile justice professionals can use to structure their sessions and teach pro-social skills, and a set of guidelines that align criminogenic needs with the most common skill deficits.

The percentage of departments using skill building and tools remains high, changing very little from 2018 through 2022.



FY2022-2023 Data

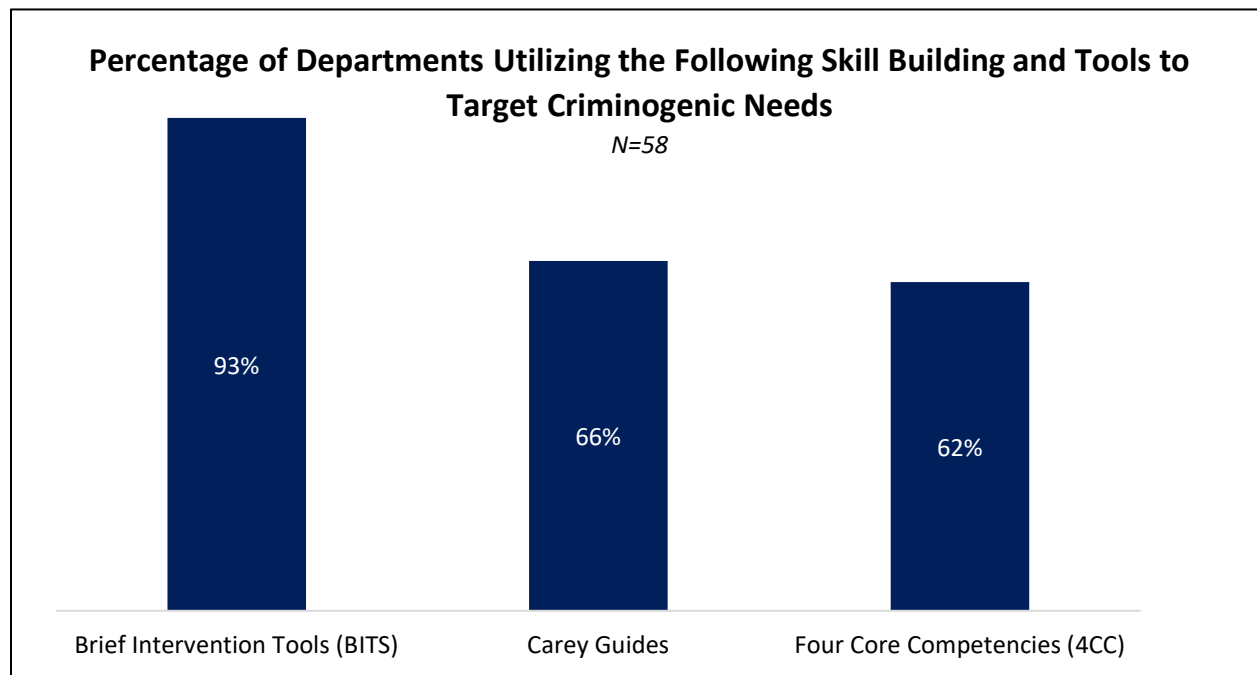
Fifty-eight (87%) departments reported being actively engaged in skill building and tool focused activities in FY2022-2023. Among these 58 departments:

- Nine (16%) departments have a written policy that incorporates skill building and tools.
- Forty-eight (83%) departments trained the majority of current staff on skill building and tools.
- Pennsylvania has 134 trained coaches/coordinators to support skill building and tool focused activities.
- Twenty-nine (50%) departments have an identified staff or unit responsible for skill building and tool training and quality assurance practices.
- The most common quality assurance practices for skill building and tool focused activities are supervisory reviews (45%) and booster training (40%). Twenty-one (36%) departments do not practice any forms of skill building and tool focused quality assurance.
- Twenty-eight (48%) departments are planning additional skill building and tool focused activities this fiscal year.

Of the remaining nine departments, four were previously active, one of which is planning skill building and tool focused activities during FY2022-2023.

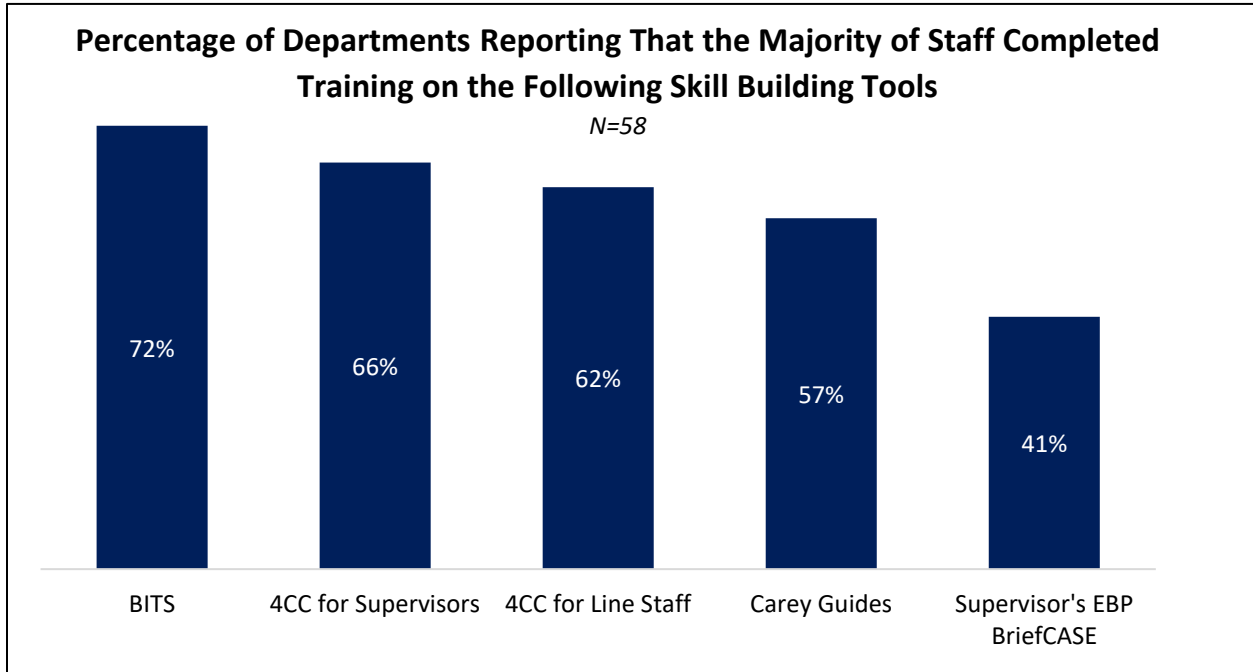
The BITS are the most common tool used by departments to target criminogenic needs.

Among those departments actively engaged in skill building and tool efforts, nearly all (93%) are utilizing the BITS.



In addition to being the most frequently used skill building tool, BITS is the tool on which staff were most likely to be trained in FY2022-2023.

Among the departments actively engaged in skill building and tool efforts, nearly three-quarters (72%) report that the majority of staff have completed training on the BITS.

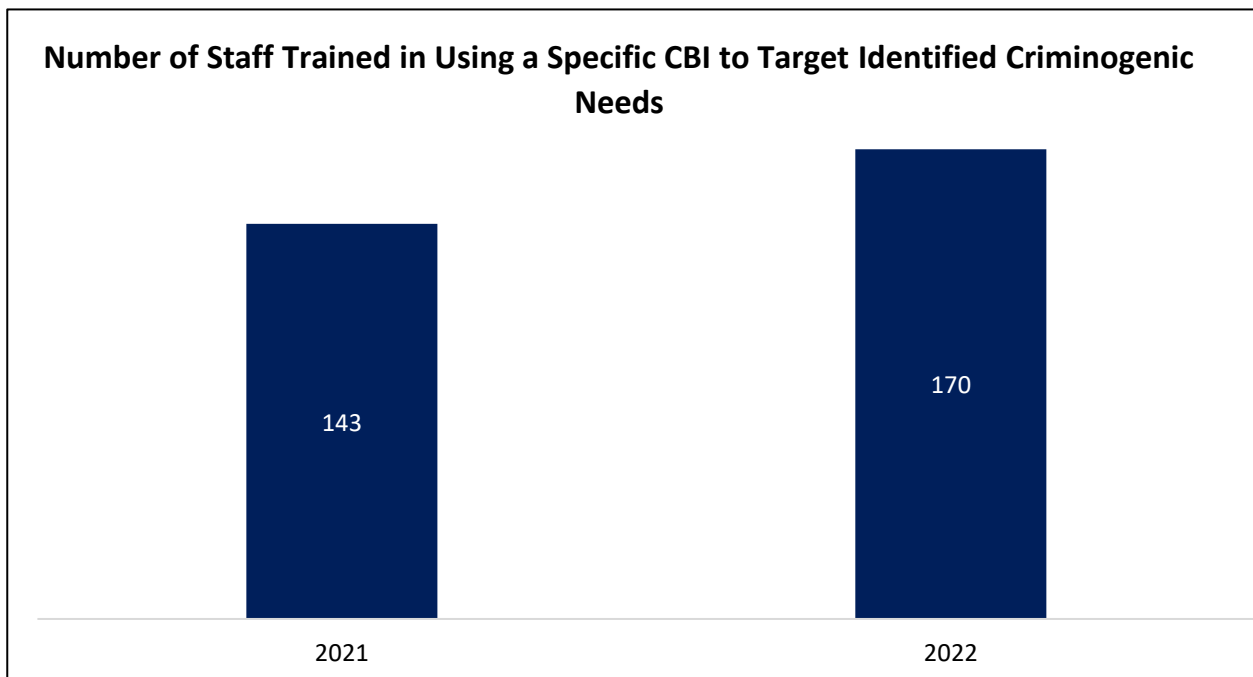


Cognitive Behavioral Interventions (CBI)

Cognitive behavioral interventions (CBI), delivered primarily in group settings, restructure problematic thinking patterns and attitudes, teaching youth to monitor their patterns of automatic thoughts in situations that could lead to antisocial behavior. Research indicates that Cognitive behavioral interventions significantly impact delinquent behavior and recidivism among youth. CBI activities include NCTI/Crossroads®, Aggression Replacement Training® (ART®), Thinking for a Change (T4C), Forward Thinking (The Change Companies®), Moral Reconnection Therapy® (MRT®), Structured Psychotherapy for Adolescents Responding to Chronic Stress (SPARCS), and Dialectical Behavior Therapy (DBT).

The number of staff trained as facilitators in the delivery of cognitive behavioral interventions increased 19% from 2021 to 2022.

In 2022, 170 staff statewide are trained in using a specific CBI to target identified criminogenic needs.



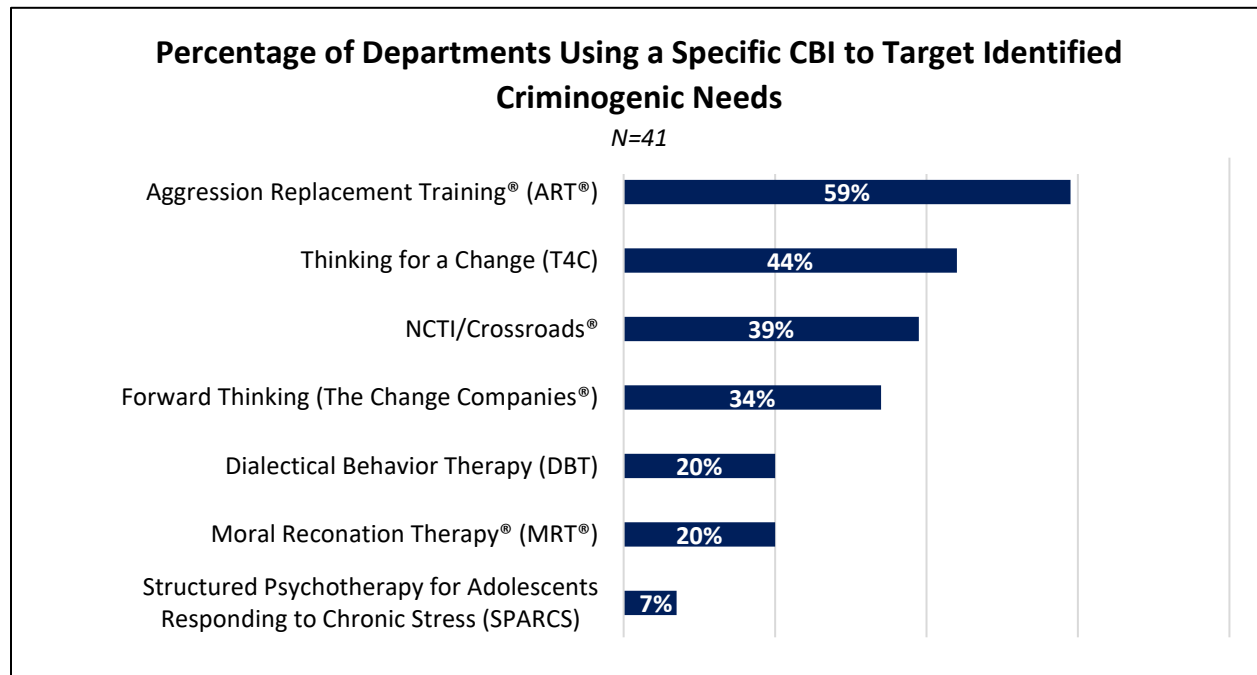
FY2022-2023 Data

Forty-one (61%) departments reported being actively engaged in CBI activities in FY2022-2023. Among these 41 departments:

- Five (12%) departments have a written policy that incorporates CBI.
- Sixteen (39%) departments trained the majority of current staff on the CBI the department uses.
- Pennsylvania has 170 staff trained to facilitate CBI.
- Seventeen (41%) departments have an identified staff or unit responsible for CBI training and quality assurance practices.
- The most common CBI quality assurance practices are supervisory reviews (29%) and skills practice (27%). Twenty-two (54%) departments do not practice any forms of CBI quality assurance.
- Fourteen (34%) departments are planning additional CBI activities this fiscal year.

Of the remaining 26 departments, seven were previously active, two of which are planning CBI activities during FY2022-2023.

Aggression Replacement Training® (ART®), Thinking for a Change (T4C), and NCTI/Crossroads® are the most commonly used CBI in the state.

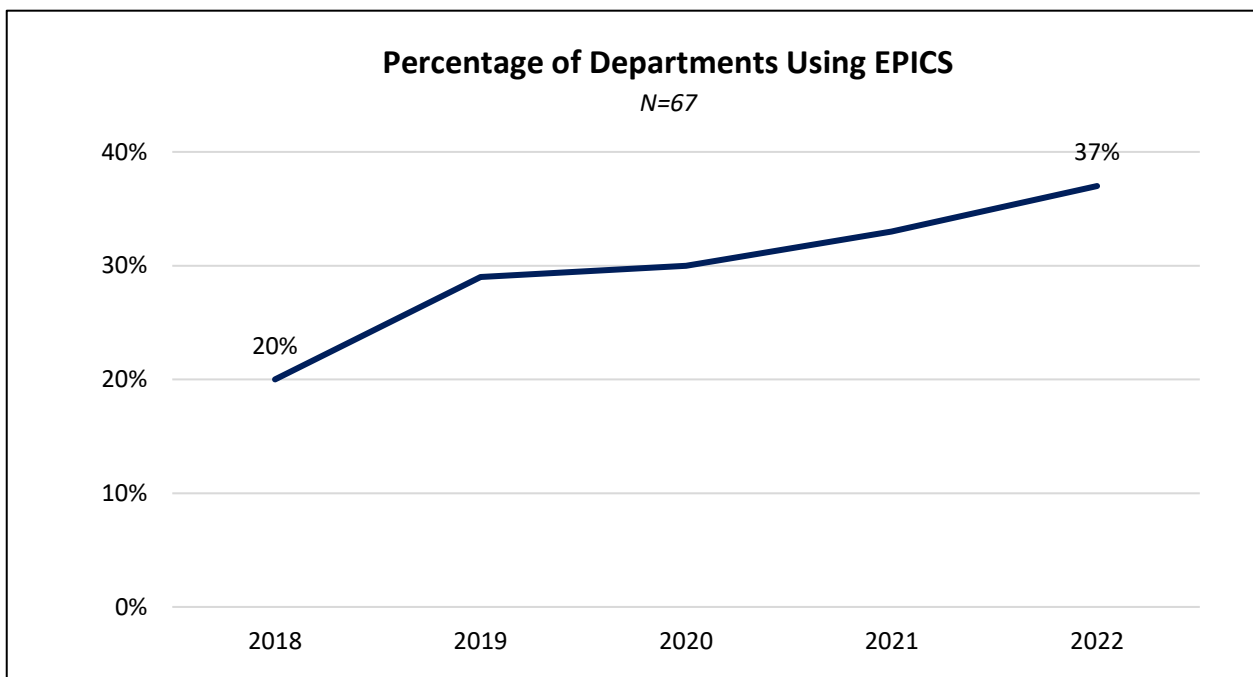


Effective Practices in Community Supervision (EPICS)

The Effective Practices in Community Supervision (EPICS) model, developed by the University of Cincinnati Corrections Institute, uses targeted face-to-face interactions to provide youth with a sufficient “dosage” of treatment interventions and develop a collaborative working relationship. The EPICS model strives to fully utilize the time that officers spend with youth and ensure youth receive a consistent message throughout the continuum of supervision.

The percentage of departments using EPICS almost doubled since 2018.

Nearly one-third of departments are engaged with EPICS activities.



FY2022-2023 Data

Although FY2022-2023 survey results indicate EPICS is unlikely to expand to additional counties next year, currently engaged departments continue to ensure critical implementation elements are in place.

Twenty-five (37%) departments were actively engaged in EPICS in FY2022-2023. Among these 25 departments:

- Fourteen (56%) departments have a written policy that incorporates EPICS.
- Sixteen (64%) departments trained the majority of current staff on EPICS.
- Pennsylvania has 363 staff who completed EPICS training and 108 EPICS internal coaches.
- Twenty-two (88%) departments have an identified staff or unit responsible for EPICS training and quality assurance practices.
- The most common EPICS quality assurance practices reported are supervisory reviews (68%) and coaching sessions (60%). Only 4 (16%) departments do not practice any forms of EPICS quality assurance.
- Fifteen (60%) departments are planning additional EPICS activities this fiscal year.

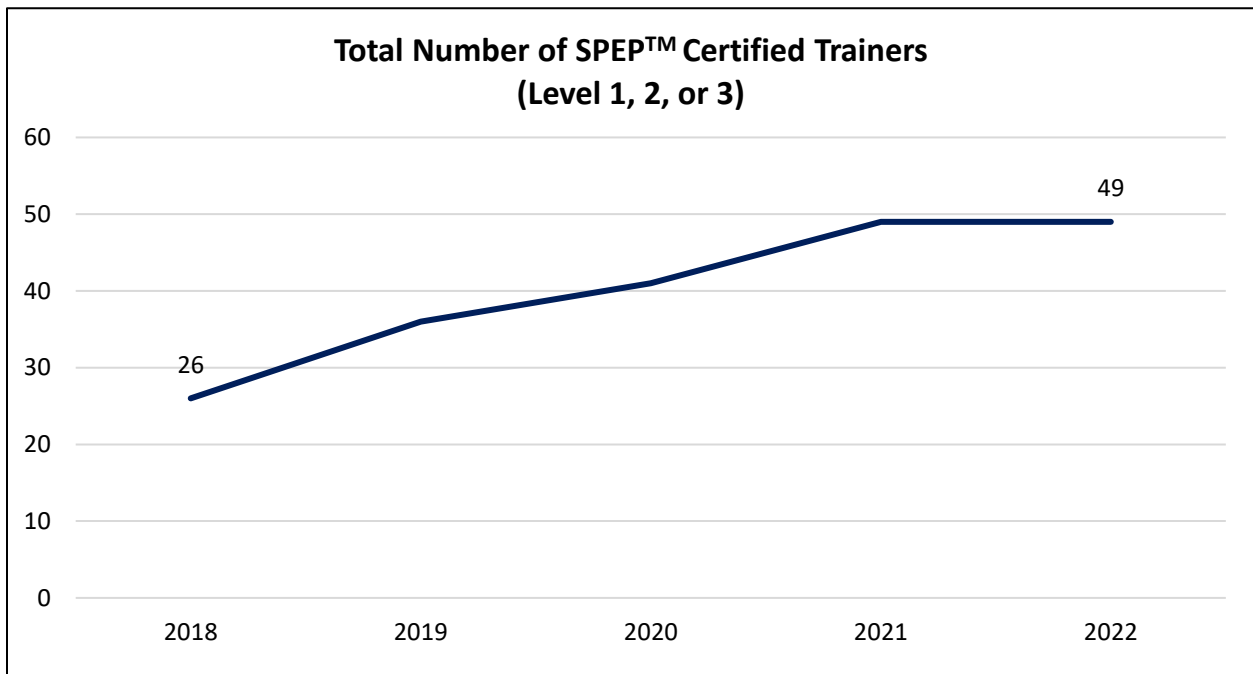
Of the remaining 42 departments, one was previously active, and one is planning EPICS activities during FY2022-2023.

Standardized Program Evaluation Protocol (SPEP™)

Dr. Mark Lipsey from Vanderbilt University developed the Standardized Program Evaluation Protocol (SPEP™) from his meta-analysis of what works to reduce delinquency. The SPEP™ is a validated, data-driven rating system that determines how closely service characteristics match those associated with similar services that research studies have shown to have the best recidivism outcomes. SPEP™ assessments evaluate the following key components that have been found to be the most strongly related to reducing recidivism: service type, quality of service delivery, amount of service (i.e., dosage and duration), and risk levels of youth receiving the service. SPEP™ focuses on assessing and improving service delivery in each of these four areas.

The number of SPEP™ Certified Trainers has nearly doubled over the last five years, demonstrating juvenile probation department investment and sustainability.

In 2022, 49 staff were identified as either a Level 1, 2, or 3 SPEP™ Certified Trainer. The growing number of SPEP™ certified trainers demonstrates the degree to which this activity has become embedded in the Pennsylvania juvenile justice system.



The growing number of programs and services that have gone through the SPEP™ process also demonstrates the degree to which this activity has become embedded in the Pennsylvania juvenile justice system. Evidence-based Prevention and Intervention Support (EPIS) conducted 496 SPEP™ implementations¹² with 62 service provider agencies since its inception and through 2022¹³:

- Three-hundred-fourteen (63%) were residential, and 182 (37%) were community-based.
- Three-hundred-thirty-five (68%) were the service's first contact with SPEP™; 112 (23%) were the service's second contact with SPEP™; and 42 (7%) were the service's third contact with SPEP™.
- Seven (1%) were the service's fourth contact with SPEP™.

Finally, 17 Pennsylvania Academic, Career and Technical Training (PACTT) affiliate¹⁴ provider agencies engaged in the SPEP™ process for 43 assessments through 2022:

- Forty (93%) were residential, and 3 (7%) were community-based.
- Twenty-two (51%) were classified as Job-Related Intervention, and 21 (49%) were classified as Remedial Academic Training.

FY2022-2023 Data

Thirty-eight (57%) departments reported being actively engaged in SPEP™ activities in FY2022-2023. Among these 38 departments:

- Three (8%) departments have a written policy that incorporates the SPEP™.
- Twelve (32%) departments trained the majority of current staff on the use of SPEP™ results.
- Pennsylvania has 546 SPEP™ informed staff and 49 SPEP™ certified staff (i.e., Level 1, 2, or 3 trainers).
- Twenty (53%) departments have an identified staff or unit responsible for SPEP™ training and quality assurance practices.
- Eight (21%) departments reference the SPEP™ scores on the Pennsylvania Commission on Crime and Delinquency (PCCD) website when aligning services. Fifteen (39%) departments reference them but not for most decisions.
- Twenty-five (66%) departments are planning additional SPEP™ activities this fiscal year.

Of the remaining 29 departments, two were previously active, and four are planning SPEP™ activities during FY2022-2023.

¹² A SPEP™ implementation is any interaction a service has with an aspect of the SPEP™ Lifecycle.

¹³ Data retrieved from EPIS (Evidence-based Prevention and Intervention Support).

¹⁴ PACTT is a public/private partnership of community-based agencies, residential facilities, and juvenile probation.

Graduated Responses

A graduated response system uses incentives and sanctions to foster the pro-social behavior of juvenile justice-involved youth, promote accountability, restore victims, and decrease recidivism. Through a structured process that accounts for a youth's level of risk, needs, and responsivity, graduated responses recognize and reinforce positive behaviors and provide proportional responses to negative behaviors to improve short- and long-term outcomes. Responses are certain, swift, targeted, proportionate, and fair.

FY2022-2023 Data

Fifty-five (82%) departments report being actively engaged in graduated responses activities in FY2022-2023. Of these 55 departments:

- Thirty-seven (67%) departments have a written policy that incorporates graduated responses.
- Thirty-nine (71%) departments trained the majority of current staff on using graduated responses.
- Thirty-two (58%) departments have an identified staff or unit responsible for graduated responses training and quality assurance practices.
- The most common quality assurance practices for graduated responses are supervisory reviews (60%) and booster training (29%). Sixteen (29%) departments do not practice any forms of graduated responses quality assurance.
- Pennsylvania has 69 internal graduated responses coaches/coordinators.
- Thirty-five (64%) departments developed a graduated response matrix including related activities addressing the use of effective responses for non-compliant behavior and incentives for pro-social behaviors.
- Thirty-two (58%) departments are planning additional graduated responses activities this fiscal year.

Of the remaining 12 departments, none were previously active, and four are planning graduated responses activities during FY2022-2023.

STAGE FOUR: REFINEMENT

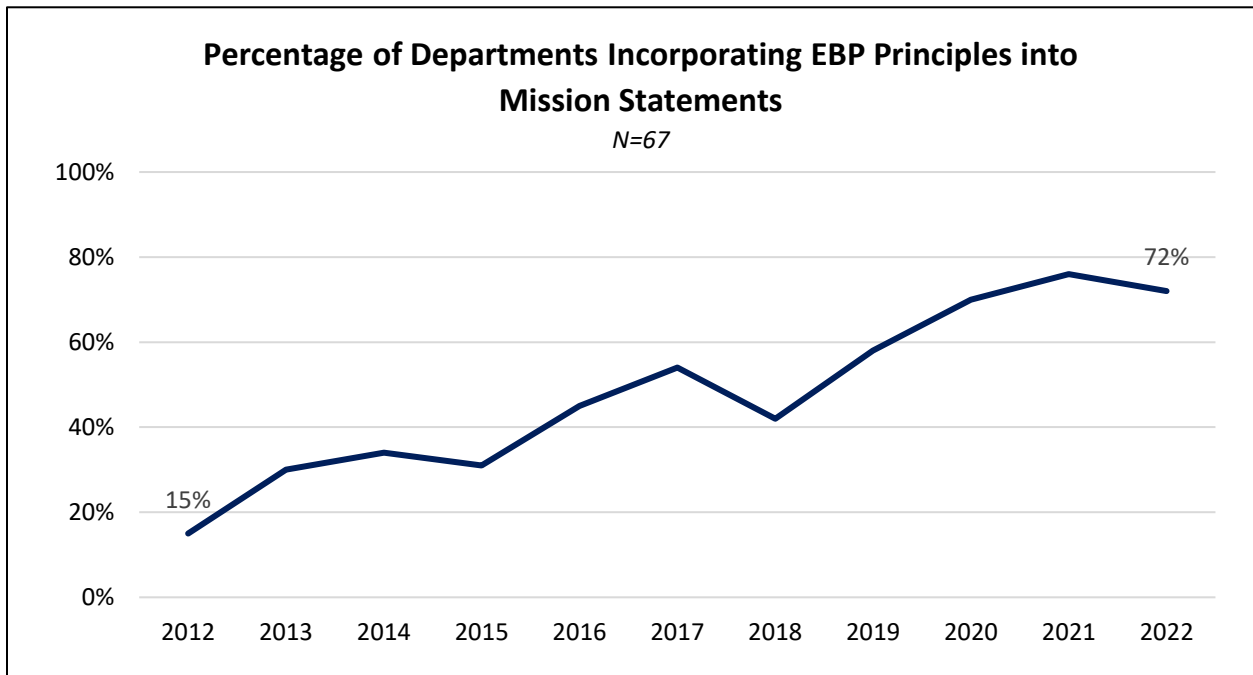
Stage Four, JJSES’s final stage, involves developing a measurement and feedback system to ensure that evidence-based programs and practices are fully implemented and have their intended effect. As part of the Stage Four refinement process, this report measures JJSES’s implementation and identifies areas with room for improvement. The FY2022-2023 JJSES Implementation Survey examines the following Stage Four activities: Policy Alignment, Performance Measures, and Evidence-Based Practices Service Contracts.

Policy Alignment

Committing to evidence-based practices also means committing to evidence-based policy. Practice flows from policy, and uninformed policy can easily result in ineffective or even harmful consequences. This is especially true when it comes to implementing EBP in juvenile justice at the state and local levels.

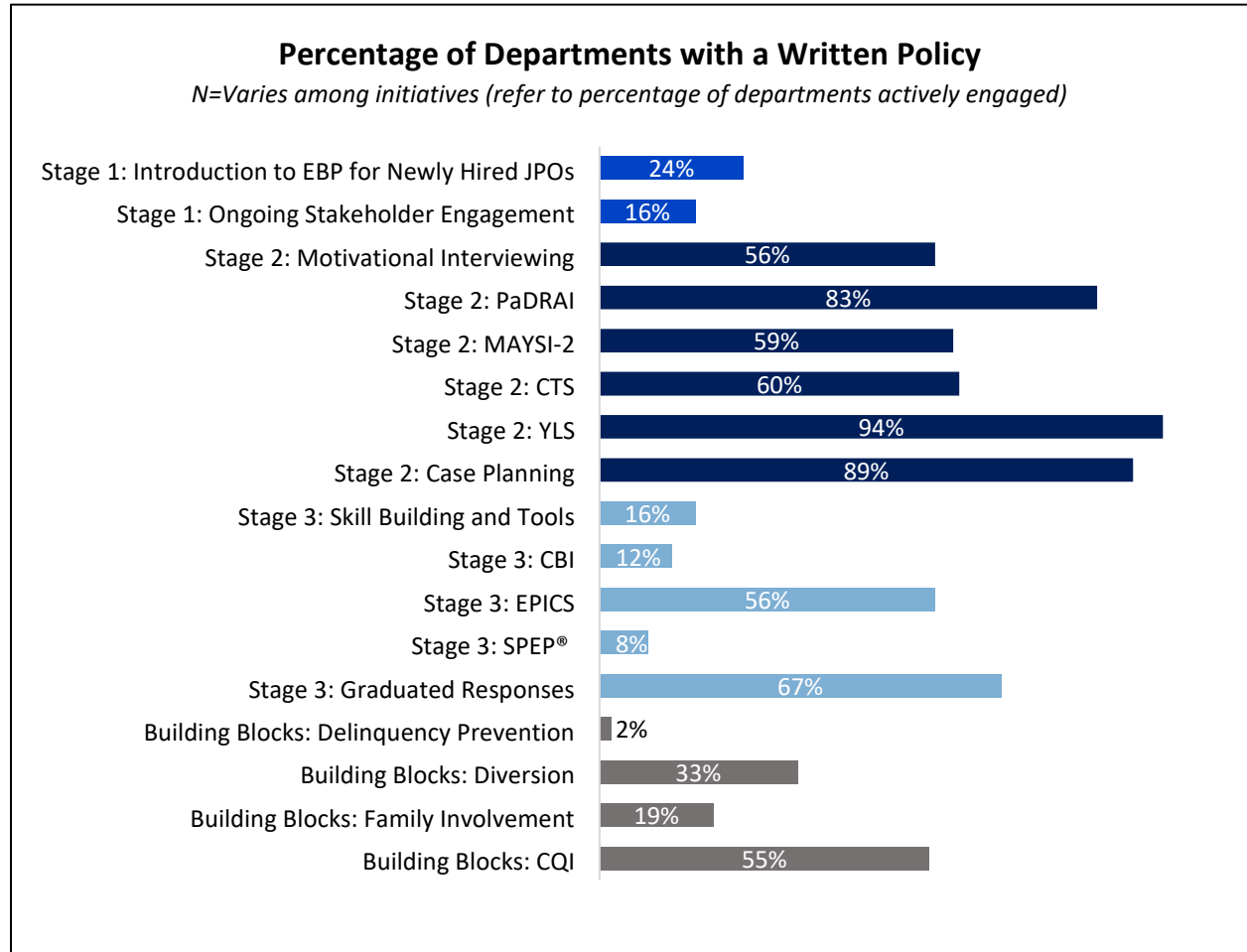
EBP principles continue to be embedded within foundational departmental activities.

Almost three-fourths of departments report incorporating EBP principles into mission statements in FY2022-2023.



FY2022-2023 Data

While Pennsylvania has made tremendous gains in implementing core JJSES activities and ensuring sustainability, the state has not made as much progress with policy alignment.



Pennsylvania’s 67 departments reported in FY2022-2023:

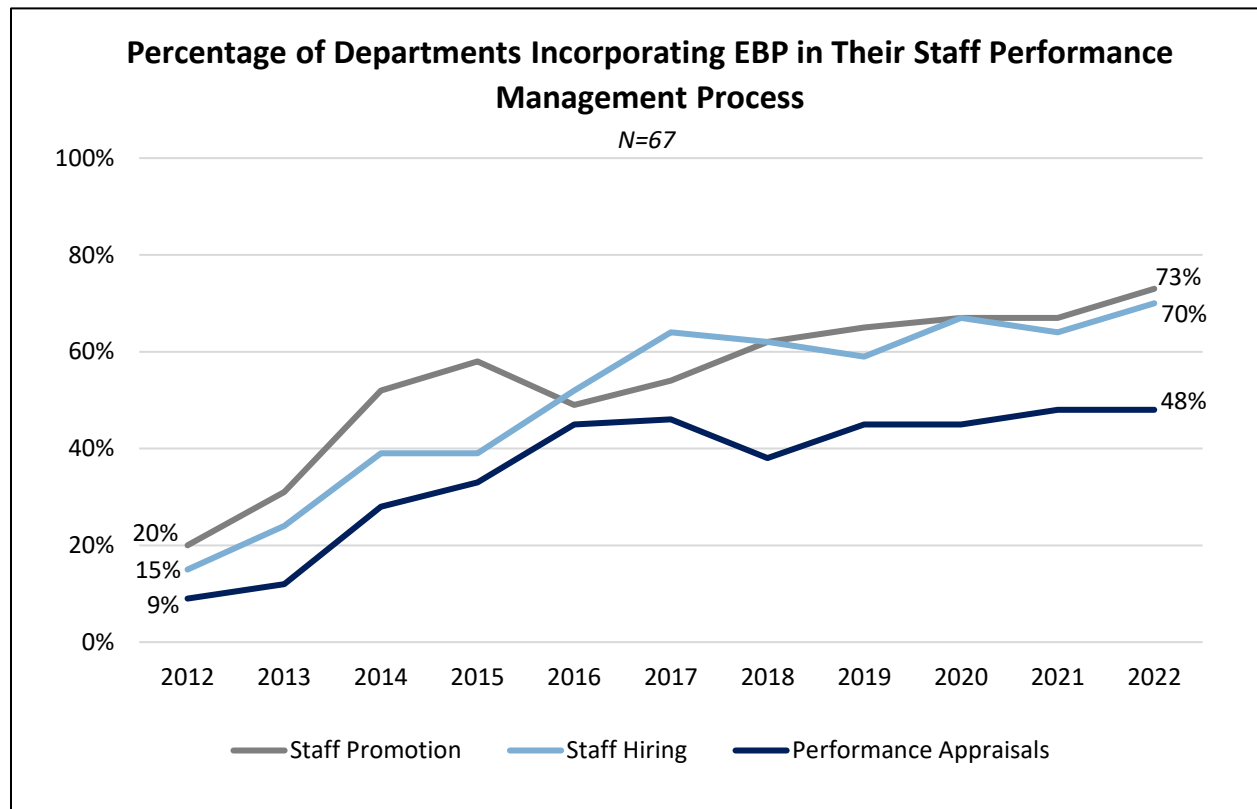
- Forty-eight (72%) departments incorporate EBP principles in their mission statements.
- Thirty-eight (57%) departments incorporate EBP principles in the majority of their policies, excluding ones reported earlier in this report.
- Eleven (16%) departments incorporate youth and families in shaping the majority of policies.
- Twenty-two (33%) departments report the majority of their policies seek to eliminate unconscious/implicit racial bias in decision-making.
- Two (3%) departments have a written policy that seeks to increase staff understanding of strategies that promote racially equitable outcomes for justice-involved youth.
- Thirty-six (54%) departments review and refine policies as needed while 18 (27%) do this annually, and 4 (6%) bi-annually.

Performance Measures

Juvenile justice system leaders interested in determining the impact of their policies and practices on outcomes and in identifying areas to improve need to put in place ways to measure the performance of their departments or juvenile justice systems. These measures help leaders determine whether their departments or systems are achieving their intended goals and outcomes. They quantify the effects of business processes, products, and services and allow for policy discussions and decisions to be "data-driven." Performance measures for juvenile justice could consist of indicators for effectiveness, efficiency, satisfaction, or timeliness.

Since 2012, departments have moved towards embedding evidence-based concepts in their staff performance management processes.

In 2022, nearly three-quarters (73%) of departments report incorporating EBP in staff promotion decisions, up from 20% in 2012.



FY2022-2023 Data

Out of Pennsylvania's 67 departments:

- Thirteen (19%) departments use the EBP job description template for both supervisors and juvenile probation officers. Although 25 (37%) do not use these templates, their supervisor and juvenile probation officer job descriptions reflect EBP principles.
- Thirteen (19%) departments use the EBP Juvenile Probation Performance Appraisal Form for supervisors.
- Seventeen (25%) departments use the EBP Juvenile Probation Performance Appraisal Form for juvenile probation officers.
- Thirteen (19%) departments implemented a Performance Self-Appraisal for supervisors.
- Fourteen (21%) departments implemented a Performance Self-Appraisal for juvenile probation officers.
- Thirty-two (48%) departments consider staff proficiency in EBP the majority of the time when conducting performance evaluations.
- Forty-seven (70%) departments consider EBP knowledge in staff hiring decisions.
- Forty-nine (73%) departments consider EBP proficiency in staff promotion decisions.

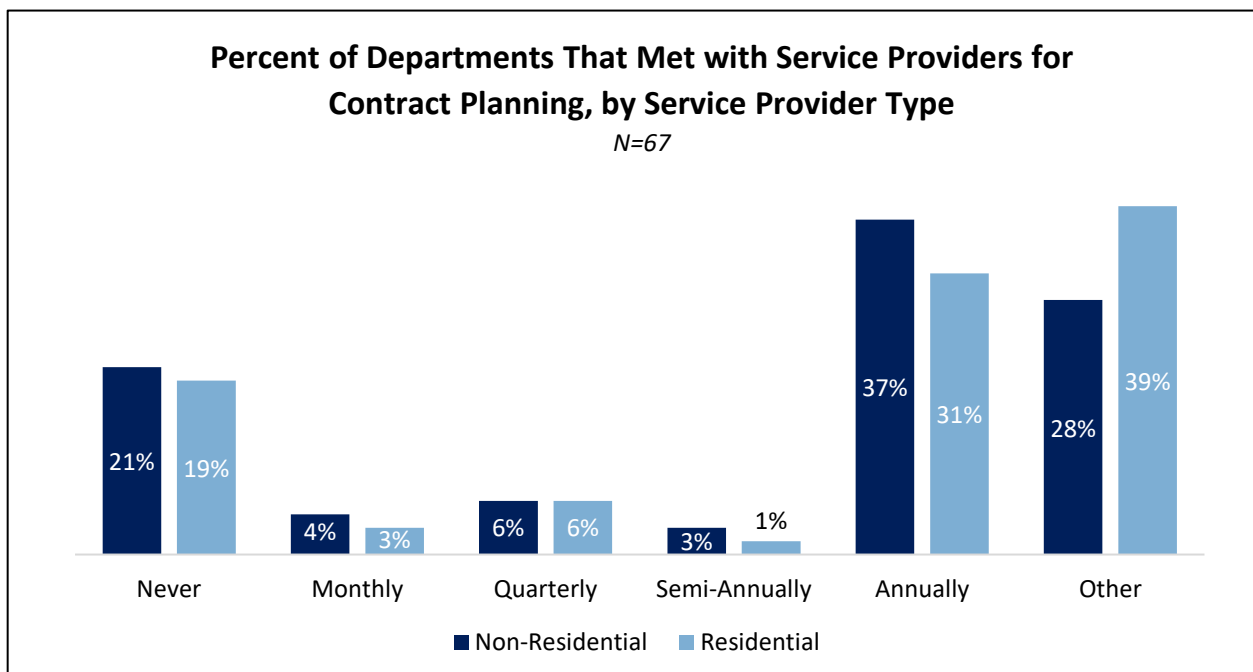
Evidence-Based Practices Service Contracts

Many of the services provided to youth under juvenile justice supervision are delivered by private sector agencies and contractors. These services range from drug treatment to mental health treatment to education to employment services. They are usually provided according to the protocols and modalities of the relevant discipline. To ensure that service providers for youth understand the special circumstances leading to juvenile offending, they must become versed in evidence-based practices and work collaboratively with juvenile probation departments to develop treatment methods and services. An important tool in achieving this goal is the EBP service contract, which delineates the types of services required.

FY2022-2023 Data

Out of Pennsylvania's 67 departments:

- Twenty-nine (43%) departments incorporate EBP language in their service provider contracts.
- Of the 29 departments, the following language is incorporated:
 - Eighteen (62%) departments refer to an evaluation and outcome measures related to how effectively the program is matched to the needs of the youth.
 - Fifteen (52%) departments refer to a research-based process and treatment modality.
 - Eleven (38%) departments reported that "other" EBP language is incorporated.
 - Seven (24%) departments refer to training service providers in the principles of EBP.
 - Seven (24%) departments refer to establishing multidimensional teams.
 - Although about one-third of departments met annually with non-residential or residential service providers for contract planning meetings, around 20% of departments did not meet at all.



BUILDING BLOCKS

JJSES considers certain activities to be “building blocks” because they cut across all four stages and articulate key principles underlying the JJSES. The FY2022-2023 JJSES Implementation Survey examines the following building blocks: Delinquency Prevention, Diversion, Family Involvement, and Continuous Quality Improvement.

Delinquency Prevention

In meeting its public safety responsibilities, Pennsylvania has been proactive and has turned away from a purely reactive approach to delinquency in favor of one that supports programs that promote positive youth development in order to prevent delinquency from occurring in the first place.

FY2022-2023 Data

Fifty-six (84%) departments reported being actively engaged in delinquency prevention activities in FY2022-2023. Among the 56 departments:

- The most common delinquency prevention coalitions participated in are Single County Authority (48%), Drug and Alcohol Prevention Provider (41%), Communities that Care (36%), and “Other” (39%).
- Thirteen (23%) departments access EPIS prevention services.
- The most frequent use of the PAYS (Pennsylvania Youth Survey) results are needs-based budget (n=21, 38%), stakeholder engagement (n=20, 36%), and program development (n=13, 23%).
- One (2%) department has a written policy that incorporates delinquency prevention.
- Seventeen departments (30%) are planning additional delinquency prevention activities this fiscal year.

Of the remaining 11 departments, none were previously active, and none are planning delinquency prevention activities during FY2022-2023.

Diversion

Pre-adjudication diversion for all youth can occur at various decision-making points in the juvenile justice system. It can provide alternatives for youth who have not yet entered the juvenile justice system but who are at imminent risk of being charged with a delinquent act. It can occur after a youth has been charged with a crime and referred to the juvenile justice system, but prior to petition to court for formal proceedings. Finally, it can also occur after the filing of a petition but prior to a formal adjudication of delinquency. Examples of pre-adjudication diversion programs may include services available at the law enforcement level, various types of community accountability boards such as youth aid panels and peer courts, summary offense alternative adjudication programs, informal adjustment, and consent decree dispositions.

FY2022-2023 Data

Sixty-three (94%) departments reported being actively engaged in diversion activities in FY2022-2023. Out of the 63:

- Twenty-one (33%) departments have a written policy that incorporates diversion.
- The following pre-adjudication diversion options are available to youth: Informal Adjustment (n=63, 100%), Consent Decree (n=61, 97%), Youth Aid Panel (n=17, 27%), Peer Court (n=6, 10%), Community Court (n=1, 2%), and “Other” (n=20, 32%).
- Juvenile probation officers, juvenile court judges, district attorneys and public defenders were the stakeholder groups most likely to be educated on diversion. Victims, community members, and hearing officers were the stakeholder groups least likely to be educated on diversion.
- Nineteen (30%) departments are planning additional diversion activities this fiscal year.

Of the remaining four departments, none were previously active, and one is planning diversion activities during FY2022-2023.

Family Involvement

Behavioral change efforts must include a youth's family and other key adults engaged in the youth's support system because they will assist in supporting and supervising the youth during probation (including helping the youth move through needed restorative actions, such as repairing harm to the victim, learning accountability, and developing competencies) and after completion of court involvement.

FY2022-2023 Data

Fifty-seven (85%) departments reported active engagement in family involvement activities in FY2022-2023. Of these 57 departments:

- Eleven (19%) departments have a written policy that incorporates family involvement.
- Twenty-nine (51%) departments trained the majority of current staff on family involvement.
- Family-Focused Treatment Programs (e.g., Multi-Systemic Therapy and Functional Family Therapy), Family Group Conferencing (FGC)/Family Group Decision Making (FGDM), and Family Involvement Training for staff are the most common initiatives in place to promote family involvement.
- Five (9%) departments utilize the Parenting Skills Workbooks the majority of the time. An additional 25 (44%) departments utilize the Parenting Skills Workbooks, but not the majority of the time. Setting Boundaries is the Parenting Skills Workbook most likely to be utilized.
- Forty-six (81%) departments provide "A Family Guide to Pennsylvania's Juvenile Justice System" to families the majority of the time. An additional 8 (14%) departments provide it to families, but not the majority of the time.
- Fourteen (25%) departments utilize a satisfaction survey for juveniles and parents the majority of the time. Three (5%) departments use one, but not the majority of the time.
- Fourteen (25%) departments utilize a satisfaction survey for victims the majority of the time. An additional two (4%) department use one, but not the majority of the time.
- Pennsylvania has 161 staff who have completed the Victim/Community Awareness Curriculum facilitator training.
- Thirty-five (61%) departments require youth to write an apology letter to their victim(s) the majority of the time. An additional 15 (26%) departments require youth to do this, but not the majority of the time.
- The majority of staff of 21 (37%) departments received formal training on how to interact with youth and families from different ethnic, racial, and cultural backgrounds in the past year. Thirteen (23%) departments offer this training on an annual basis. Nineteen (33%) departments indicated this training is never offered.
- The most common formats offered for training on how to interact with youth and families from different ethnic, racial, and cultural backgrounds are online (n=31, 54%) and face-to-face (n=21, 37%).

- Juvenile probation officers, juvenile court judges, and Children and Youth staff were the stakeholder groups most likely to receive training on how to interact with youth and families from different ethnic, racial, and cultural backgrounds. Police officers, schools, and public defenders were the stakeholder groups least likely to receive this training.
- Twenty-one (37%) departments plan to implement activities specifically aimed at educating probation staff in strategies that mitigate bias in decision making this fiscal year.
- Thirteen (23%) departments are planning additional family involvement activities this fiscal year.

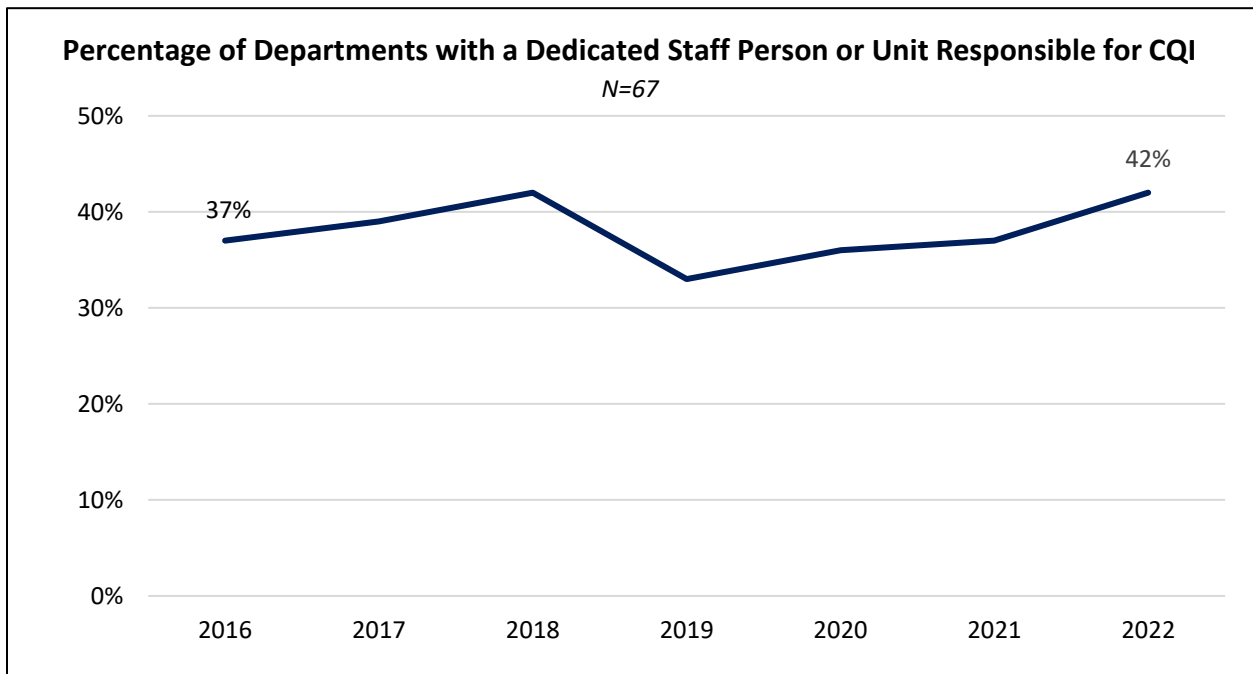
Of the remaining 10 departments, none were previously active, and one is planning family involvement activities during FY2022-2023.

Continuous Quality Improvement (CQI)

The term “continuous quality improvement,” or “CQI,” is used to describe a process that, when effectively implemented, can better ensure that a set of desired practices are delivered in the manner they were intended, continuously and over time. Research demonstrates that more effective outcomes are produced when departments introduce sound CQI processes.

Despite the importance of CQI efforts, less than half the juvenile probation departments in the state have a dedicated staff person or unit responsible for CQI efforts.

The percentage of departments with a dedicated staff person or unit responsible for CQI decreased from 2018 to 2019 and has only increased five percentage points since 2016.



FY2022-2023 Data

Out of Pennsylvania's 67 departments:

- Seventeen (25%) departments incorporate CQI into the majority of written policies. An additional 20 (30%) incorporate CQI but not for the majority of policies.
- Pennsylvania has 111 staff with specialized roles to advance CQI.
- Twenty-eight (42%) departments have a dedicated staff person or unit responsible for CQI.
- Case Planning, YLS, and Graduated Responses were reported as the most beneficial chapters of the Continuous Quality Improvement Sustainability Guide.
- Twenty-four (36%) departments are planning additional CQI activities this fiscal year.

JUVENILE JUSTICE SYSTEM
ENHANCEMENT STRATEGY (JJSES)

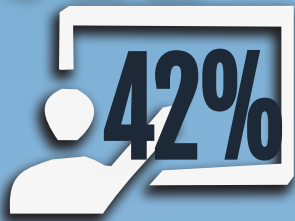
**IMPLEMENTATION
REPORT
INFOGRAPHICS
2022**



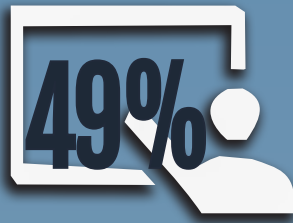
pennsylvania
JUVENILE COURT JUDGES' COMMISSION

JJSES STAGE ONE:

READINESS 2022

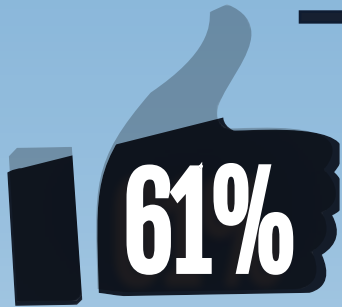


INTRO TO EBP



EBP BOOSTER

TRAINING PROVIDED AT LEAST ONCE LAST YEAR



MEET WITH THE MAJORITY OF
STAKEHOLDERS
TO PROVIDE JJSES UPDATES

DEPARTMENTS
INCLUDED STAGE ONE
ACTIVITIES
FOR FY2022-2023



58 INTRO TO EBP
TRAININGS
PROVIDED

EBP BOOSTER TRAININGS
PROVIDED 87

JPOS
JUDGES
SERVICE
PROVIDERS

STAKEHOLDERS
MOST ACTIVELY ENGAGED
IN JJSES ACTIVITIES

*N=67 Pennsylvania Counties



pennsylvania

JUVENILE COURT JUDGES' COMMISSION

JJSES STAGE TWO:


MOTIVATIONAL INTERVIEWING (MI)

2022

 **64**
DEPARTMENTS
ACTIVELY ENGAGED
IN MI ACTIVITIES

HAVE STAFF/UNITS RESPONSIBLE FOR MI
TRAINING AND
QUALITY ASSURANCE

 **63%**

 MOST COMMON METHODS OF
QUALITY ASSURANCE:
BOOSTER TRAININGS
SKILLS PRACTICE
SUPERVISORY REVIEW

 **51**
DEPARTMENTS
PLANNING MI ACTIVITIES
FOR FY2022-2023

 **161** MI COACHES
STATEWIDE

 **88%**
HAVE THE MAJORITY OF
STAFF TRAINED ON MI

 **56%**

HAVE A **WRITTEN POLICY**
ACTIVELY IN PLACE THAT
INCORPORATES MI


*N=64 DEPARTMENTS FOR ALL PERCENTAGES



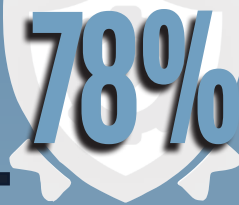
pennsylvania

JUVENILE COURT JUDGES' COMMISSION

JJSES STAGE TWO: PENNSYLVANIA DETENTION RISK ASSESSMENT INSTRUMENT (PaDRAI) 2022

 **46**
DEPARTMENTS
ACTIVELY ENGAGED
IN PaDRAI ACTIVITIES

HAVE STAFF/UNITS RESPONSIBLE FOR PaDRAI
TRAINING AND
QUALITY ASSURANCE

 **78%**

 **6,860** TOTAL PaDRAI COMPLETED

7%
AGGRAVATING
OVERRIDE TO
DETENTION RATE

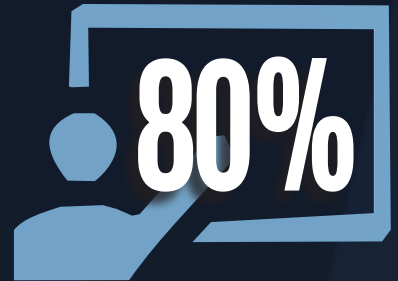
2%
AGGRAVATING
OVERRIDE TO
ATD RATE

31%
MITIGATING
OVERRIDE
RATE

DEPARTMENTS PLANNING
PaDRAI ACTIVITIES
FOR FY2022-2023

 **24**

75 PaDRAI
COORDINATORS
STATEWIDE

 **80%**

HAVE THE MAJORITY OF
STAFF TRAINED ON THE
PaDRAI

 **83%**

HAVE A WRITTEN POLICY
ACTIVELY IN PLACE THAT
INCORPORATES THE PaDRAI

*N=46 DEPARTMENTS
FOR ALL PERCENTAGES



pennsylvania
JUVENILE COURT JUDGES' COMMISSION

JJSES STAGE TWO: MASSACHUSETTS YOUTH SCREENING INSTRUMENT VERSION 2 (MAYSI-2)

2022

39

DEPARTMENTS
ACTIVELY ENGAGED
IN MAYSI-2 ACTIVITIES

54%

HAVE STAFF/UNITS
RESPONSIBLE FOR MAYSI-2
TRAINING AND
QUALITY ASSURANCE

TOTAL
MAYSI-2
COMPLETED

2,408

570

NUMBER OF
CRITICAL CASES
IDENTIFIED

DEPARTMENTS PLANNING
MAYSI-2 ACTIVITIES
FOR FY2022-2023

24

*N=39 DEPARTMENTS FOR ALL PERCENTAGES

50 MAYSI-2
COORDINATORS
STATEWIDE

59%

HAVE THE MAJORITY OF
STAFF TRAINED
ON THE MAYSI-2

59%


HAVE A WRITTEN POLICY
ACTIVELY IN PLACE THAT
INCORPORATES THE MAYSI-2



pennsylvania
JUVENILE COURT JUDGES' COMMISSION

JJSES STAGE TWO: CHILD TRAUMA SCREEN (CTS)

2022

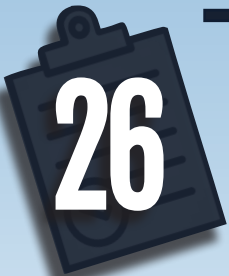


20
DEPARTMENTS
ACTIVELY ENGAGED
IN CTS ACTIVITIES



65%
HAVE STAFF/UNITS RESPONSIBLE FOR CTS
TRAINING AND
QUALITY ASSURANCE

TOTAL
CTS COMPLETED **2,202**



26
DEPARTMENTS PLANNING
CTS ACTIVITIES
FOR FY2022-2023



40 CTS
COORDINATORS
STATEWIDE



65%
HAVE THE MAJORITY OF
STAFF TRAINED ON THE
CTS



60%

HAVE A WRITTEN POLICY
ACTIVELY IN PLACE THAT
INCORPORATES THE CTS

*N=20 DEPARTMENTS FOR ALL PERCENTAGES



pennsylvania

JUVENILE COURT JUDGES' COMMISSION

JJSES STAGE TWO: YOUTH LEVEL OF SERVICE™ (YLS)

2022



67

DEPARTMENTS
ACTIVELY
ENGAGED
IN YLS ACTIVITIES

84%

HAVE STAFF/UNITS RESPONSIBLE FOR YLS
TRAINING AND QUALITY
ASSURANCE

YLS ASSESSMENTS COMPLETED

17,766

2.8%

YLS OVERRIDE RATE

DEPARTMENTS HAVE A YLS
SERVICE MATRIX

54

YLS RISK LEVEL DISTRIBUTION**

58% LOW

36% MODERATE

6% HIGH

1% VERY HIGH

DEPARTMENTS PLANNING
YLS ACTIVITIES
FOR FY2022-2023

42

224

 YLS MASTER
TRAINERS
STATEWIDE

97%

HAVE THE MAJORITY OF
STAFF TRAINED ON THE YLS

85%

RECEIVED
BOOSTER TRAININGS
LAST YEAR

94%

HAVE A WRITTEN POLICY
ACTIVELY IN PLACE THAT
INCORPORATES THE YLS

*N=67 DEPARTMENTS
FOR ALL PERCENTAGES

**BASED ON INITIAL
ASSESSMENTS ONLY



pennsylvania

JUVENILE COURT JUDGES' COMMISSION

JJSES STAGE TWO: CASE PLANNING 2022

147 CASE PLAN
COORDINATORS
STATEWIDE

64
DEPARTMENTS
ACTIVELY ENGAGED
IN CASE PLANNING ACTIVITIES

91%

HAVE THE MAJORITY OF
STAFF TRAINED
ON CASE PLANNING

84% HAVE STAFF/UNITS RESPONSIBLE FOR CASE PLAN
TRAINING AND
QUALITY ASSURANCE

DEPARTMENTS PLANNING
CASE PLANNING ACTIVITIES
FOR FY2022-2023

39

89%

HAVE A WRITTEN POLICY
ACTIVELY IN PLACE THAT
INCORPORATES CASE PLANNING

*N=64 DEPARTMENTS FOR ALL PERCENTAGES



pennsylvania
JUVENILE COURT JUDGES' COMMISSION

JJSES STAGE THREE:

Skill Building & Tools 2022



58

DEPARTMENTS
ACTIVELY ENGAGED
IN SKILL BUILDING & TOOLS ACTIVITIES



HAVE STAFF/UNITS RESPONSIBLE FOR
SKILL BUILDING & TOOLS
TRAINING AND QUALITY
ASSURANCE




4
BITS
CAREY GUIDES
FOUR CORE COMPETENCIES
MOST COMMON SKILL BUILDING & TOOLS
UTILIZED

DEPARTMENTS PLANNING
SKILL BUILDING & TOOLS
ACTIVITIES
FOR FY2022-2023



*N=58 DEPARTMENTS
FOR ALL PERCENTAGES

134
SKILL BUILDING
& TOOLS
COACHES/
COORDINATORS
STATEWIDE



HAVE THE MAJORITY OF
STAFF TRAINED
ON SKILL BUILDING & TOOLS



HAVE A WRITTEN POLICY
ACTIVELY IN PLACE THAT
INCORPORATES SKILL BUILDING
& TOOLS



pennsylvania
JUVENILE COURT JUDGES' COMMISSION

JJSES STAGE THREE: COGNITIVE BEHAVIORAL INTERVENTIONS (CBI)

2022


 **41**
DEPARTMENTS
ACTIVELY ENGAGED
IN CBI ACTIVITIES

 **41%**

HAVE STAFF/UNITS RESPONSIBLE FOR CBI
TRAINING AND QUALITY
ASSURANCE

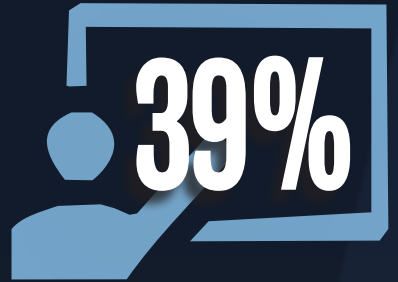
MOST COMMON CBI UTILIZED BY DEPARTMENTS:
AGGRESSION REPLACEMENT TRAINING®
THINKING FOR A CHANGE
NCTI/CROSSROADS®



 **16**

DEPARTMENTS PLANNING
CBI ACTIVITIES
FOR FY2022-2023

 **170** STAFF TRAINED
TO FACILITATE
CBI STATEWIDE

 **39%**

HAVE THE MAJORITY OF
STAFF TRAINED ON CBI

 **12%**

HAVE A WRITTEN POLICY
ACTIVELY IN PLACE THAT
INCORPORATES CBI


*N=41 DEPARTMENTS FOR ALL PERCENTAGES



pennsylvania
JUVENILE COURT JUDGES' COMMISSION

JJSES STAGE THREE: EFFECTIVE PRACTICES IN COMMUNITY SUPERVISION (EPICS) 2022

 **25**
DEPARTMENTS
ACTIVELY ENGAGED
IN EPICS ACTIVITIES

 **88%**
HAVE STAFF/UNITS
RESPONSIBLE FOR EPICS
TRAINING AND QUALITY
ASSURANCE

 **108** INTERNAL
EPICS COACHES
STATEWIDE

 **16**
DEPARTMENTS PLANNING
EPICS ACTIVITIES
FOR FY2022-2023

 **363** STAFF TRAINED
ON EPICS
STATEWIDE

 **64%**

HAVE THE MAJORITY OF
STAFF TRAINED ON EPICS

 **56%**

HAVE A WRITTEN POLICY
ACTIVELY IN PLACE THAT
INCORPORATES EPICS

*N=25 DEPARTMENTS FOR ALL PERCENTAGES



pennsylvania
JUVENILE COURT JUDGES' COMMISSION

JJSES STAGE THREE: STANDARDIZED PROGRAM EVALUATION PROTOCOL (SPEP™)

2022

 **38**
DEPARTMENTS
ACTIVELY ENGAGED
IN SPEP™ ACTIVITIES

 **53%**

HAVE STAFF/UNITS RESPONSIBLE FOR
SPEP™

**TRAINING AND QUALITY
ASSURANCE**

**TOTAL NUMBER OF
SERVICE PROVIDERS INVOLVED
IN SPEP™ PROCESS****

62

496

**TOTAL
SPEP™ IMPLEMENTATIONS
CONDUCTED****

**DEPARTMENTS PLANNING
SPEP™ ACTIVITIES
FOR FY2022-2023**

29

49 SPEP™
LEVEL 1, 2 OR 3
CERTIFIED STAFF
STATEWIDE

 **32%**

HAVE THE MAJORITY OF
STAFF TRAINED
ON THE USE OF SPEP™ RESULTS

 **546**

**TOTAL NUMBER OF STAFF THAT
COMPLETED
SPEP™ INFORMED
TRAINING**

 **8%**

HAVE A **WRITTEN POLICY**
ACTIVELY IN PLACE THAT
INCORPORATES SPEP™

*N=38 DEPARTMENTS
FOR ALL PERCENTAGES

** REPRESENTED BY ALL
SPEP™ WORK THROUGH
2022



pennsylvania

JUVENILE COURT JUDGES' COMMISSION

JJSES STAGE THREE:

GRADUATED RESPONSES

2022



55 DEPARTMENTS
ACTIVELY ENGAGED
IN GRADUATED RESPONSES
ACTIVITIES




HAVE STAFF/UNITS RESPONSIBLE FOR
GRADUATED RESPONSES
58% TRAINING AND QUALITY
ASSURANCE

HAVE A
GRADUATED RESPONSES
MATRIX **64%**



DEPARTMENTS PLANNING
GRADUATED RESPONSES
ACTIVITIES
FOR FY2022-2023

69 GRADUATED
RESPONSES
COORDINATORS
STATEWIDE



HAVE THE MAJORITY OF
71% STAFF TRAINED
ON GRADUATED RESPONSES



HAVE A **67%** WRITTEN POLICY
ACTIVELY IN PLACE THAT
INCORPORATES GRADUATED
RESPONSES

*N=55 DEPARTMENTS FOR ALL PERCENTAGES



pennsylvania

JUVENILE COURT JUDGES' COMMISSION

JJSES STAGE FOUR: REFINEMENT 2022

✓ 29

DEPARTMENTS INCORPORATE
EVIDENCE-BASED PRACTICES (EBP)
LANGUAGE INTO CONTRACTS WITH
SERVICE PROVIDERS

70%

TAKE EBP PROFICIENCY INTO
CONSIDERATION IN
STAFF HIRING DECISIONS

TAKE EBP PROFICIENCY INTO
CONSIDERATION IN
STAFF PROMOTION DECISIONS

73%

17

DEPARTMENTS PLANNING
STAGE FOUR ACTIVITIES
FOR FY2022-2023



DEPARTMENTS UTILIZE EBP
PERFORMANCE
APPRAISALS FOR
SUPERVISORS



DEPARTMENTS UTILIZE EBP
PERFORMANCE
APPRAISALS FOR
JPOs



DEPARTMENTS HAVE
A MAJORITY OF
POLICIES
INCORPORATING
EBP PRINCIPLES

*N=67 DEPARTMENTS
FOR ALL PERCENTAGES



pennsylvania
JUVENILE COURT JUDGES' COMMISSION

JJSES

BUILDING BLOCKS DELINQUENCY PREVENTION

2022

✓ **56**

DEPARTMENTS ACTIVELY ENGAGED IN
DELINQUENCY PREVENTION
ACTIVITIES

23% DEPARTMENTS ACCESS
EPIS PREVENTION SERVICES

MOST FREQUENT USE OF THE PAYS RESULTS:
NEEDS-BASED BUDGET
STAKEHOLDER ENGAGEMENT
PROGRAM DEVELOPMENT



DEPARTMENTS PLANNING
DELINQUENCY PREVENTION
ACTIVITIES

*N=56 DEPARTMENTS
FOR ALL PERCENTAGES

MOST COMMON
DELINQUENCY PREVENTION
COALITIONS PARTICIPATED IN:



SINGLE COUNTY
AUTHORITY



DRUG & ALCOHOL
PREVENTION PROVIDER



COMMUNITIES
THAT CARE



HAVE A **WRITTEN POLICY**
ACTIVELY IN PLACE THAT
INCORPORATES DELINQUENCY
PREVENTION



pennsylvania

JUVENILE COURT JUDGES' COMMISSION

JJSES

BUILDING BLOCKS

DIVERSION

2022

✓ **63**

DEPARTMENTS ACTIVELY ENGAGED IN
DIVERSION
ACTIVITIES

MOST COMMON DIVERSION
OPTIONS AVAILABLE TO YOUTH:



INFORMAL
ADJUSTMENT



CONSENT
DECREE



YOUTH AID
PANEL



COMMUNITY
COURT



DEPARTMENTS PLANNING
DIVERSION
ACTIVITIES



HAVE A **WRITTEN POLICY**
ACTIVELY IN PLACE THAT
INCORPORATES DIVERSION



JUDGES



DAS



PUBLIC

DEFENDERS

STAKEHOLDERS
MOST LIKELY TO BE
EDUCATED IN DIVERSION

*N=63 DEPARTMENTS
FOR ALL PERCENTAGES



pennsylvania

JUVENILE COURT JUDGES' COMMISSION

JJSES BUILDING BLOCKS FAMILY INVOLVEMENT 2022

✓ 57

DEPARTMENTS ACTIVELY ENGAGED IN
FAMILY INVOLVEMENT
ACTIVITIES

25%

DEPARTMENTS UTILIZE
SATISFACTION SURVEY FOR
JUVENILES & PARENTS
THE MAJORITY OF THE TIME



SETTING BOUNDARIES
IS THE PARENTING SKILLS WORKBOOK
MOST LIKELY TO BE UTILIZED



14

DEPARTMENTS PLANNING
FAMILY INVOLVEMENT
ACTIVITIES

161

STAFF COMPLETED
THE VCAC
FACILITATOR
TRAINING STATEWIDE



51%

HAVE THE MAJORITY OF
STAFF TRAINED
ON FAMILY INVOLVEMENT



19%

HAVE A WRITTEN POLICY
ACTIVELY IN PLACE THAT
INCORPORATES FAMILY
INVOLVEMENT

*N=57 DEPARTMENTS
FOR ALL PERCENTAGES



pennsylvania

JUVENILE COURT JUDGES' COMMISSION

JJSES

BUILDING BLOCKS CONTINUOUS QUALITY IMPROVEMENT (CQI)

2022



HAVE
STAFF/UNIT RESPONSIBLE
FOR CQI



MOST BENEFICIAL CHAPTERS OF
THE CQI SUSTAINABILITY GUIDE: YLS
CASE PLANNING
GRADUATED RESPONSES



DEPARTMENTS PLANNING
CQI ACTIVITIES

111

STAFF WITH
SPECIALIZED ROLES
TO ADVANCE
CQI STATEWIDE



INCORPORATE CQI INTO
THE MAJORITY OF
WRITTEN POLICIES

*N=67 DEPARTMENTS
FOR ALL PERCENTAGES



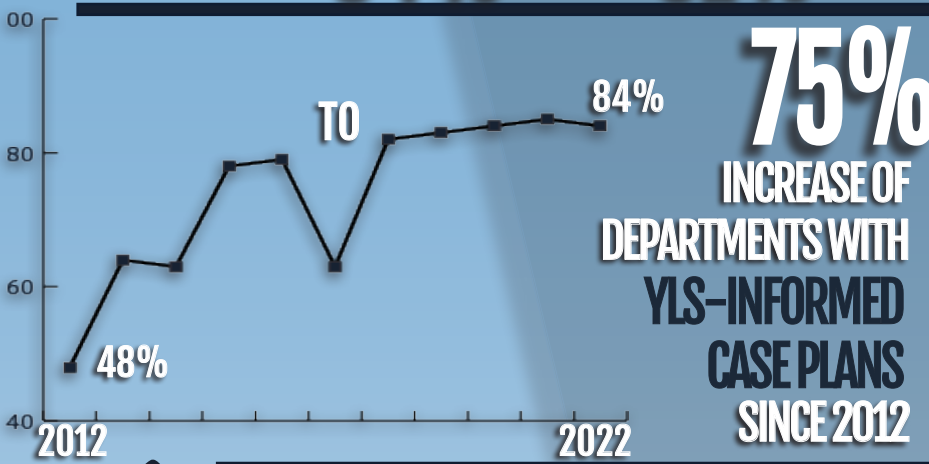
pennsylvania

JUVENILE COURT JUDGES' COMMISSION

JJSES TREND DATA 2022

INCREASE IN PERCENTAGE OF DEPARTMENTS
MEETING WITH STAKEHOLDERS
REGARDING JJSES:

2015 **34%** → **61%** 2021



SUBJECT MATTER EXPERTS

147
CASE PLAN
COORDINATORS

161
MI COACHES

75
PaDRAI
COORDINATORS

69
GRADUATED
RESPONSES
COORDINATORS


49
SPEP™ CERTIFIED
TRAINERS

108
EPICS COACHES

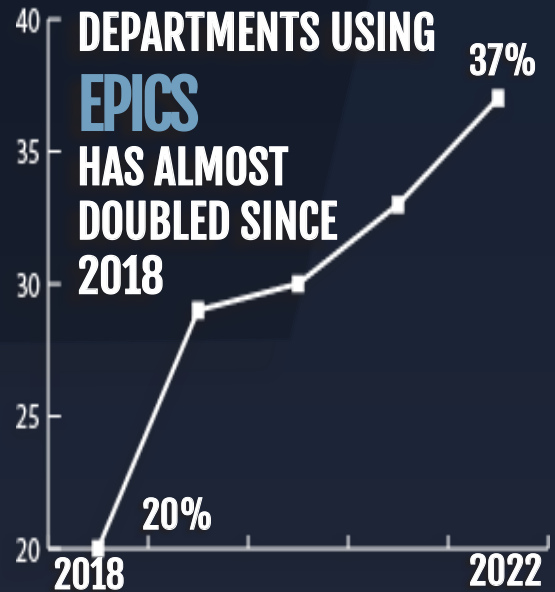
224
YLS MASTER TRAINERS

100%

DEPARTMENTS USE THE
YOUTH LEVEL OF SERVICE™



PERCENTAGE OF
DEPARTMENTS THAT UTILIZE THE
PaDRAI RESULTS
TO INFORM DETENTION
DECISIONS NEARLY
TRIPLED SINCE 2016



pennsylvania
JUVENILE COURT JUDGES' COMMISSION