

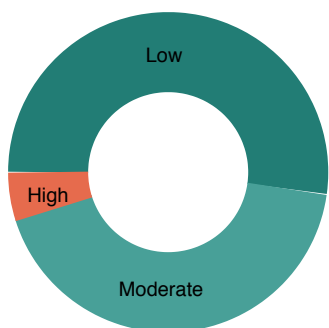
# PENNSYLVANIA STATEWIDE OUTCOME MEASURES REPORT

Report Period: January 1, 2017 to December 31, 2017. All data is based on youth closed during the period indicated.

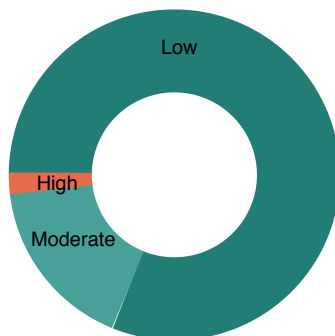


## Risk Level

### Change in Overall Risk Levels



Initial Risk Level



Case Closing Risk Level

In comparison to initial YLS assessments, the percentage of youth who scored low at case closing increased from 52% to 81%.



# 88%

Moderate, high, and very high risk youth with lower risk scores at case closing.



## Community Protection

The citizens of Pennsylvania have a right to safe and secure communities, and the juvenile justice system has a responsibility to protect the community from known juvenile offenders.



# 84%

Youth who successfully completed supervision without a new offense.

# 5%

Youth charged with a new offense while under supervision and whose case was pending in criminal court.

# 9.0


# Months

Median length of supervision.



# 20%

Youth with a judicial finding of a technical violation of probation.



# 8.8 Months

Median length of stay in out-of-home placement.



# 2%

Youth charged with a "direct file" offense while under supervision.




### Accountability

In Pennsylvania, when a crime is committed by a youth, an obligation to the victim and community is incurred.

**72%**

Youth assigned community service.



**95%**

Youth who fulfilled community service obligation.

**311,365**

Number of service hours completed.

**24%**

Youth assigned restitution.



**82%**

Youth assigned restitution who fulfilled obligation.



**\$1,757,488.00**

Amount of restitution collected.



**49%**

Youth ordered to participate in a victim awareness curriculum/program.



**96%**

Youth assigned participation in a victim awareness curriculum/program who completed it.



**\$207,193.00**

Amount paid to Crime Victim's Compensation Fund.



### Competency Development

Youth who come within the jurisdiction of Pennsylvania's juvenile justice system should leave the system more capable of being responsible and productive members of their communities.



**74%**

Youth assigned participation in a competency development activity.



**94%**

Youth successfully completed a competency development activity.



**26%**

Youth ordered or directed to participate in a licensed substance abuse treatment program.



**86%**

Youth successfully completed or were actively participating in a licensed substance abuse treatment program at case closing.



**85%**

Youth were employed or engaged in an educational or vocational activity at case closing.

