

**Updated
September 29, 2020**

COVID-19

Response in Pennsylvania's Juvenile Probation Departments: Key Findings and Trends

Executive Summary

Overview of Methodology

The Juvenile Court Judges' Commission (JCJC) remains interested in learning more about the impact the coronavirus (COVID-19) is having on the local business practices of Pennsylvania's juvenile probation departments and court proceedings. To continue to understand the impact of COVID-19 and represent these impacts statewide, the JCJC developed and distributed an updated survey in the COVID-19 series, *Juvenile Probation Updated Response to COVID-19*.

Sixty-seven chief juvenile probation officers were provided the most recent survey on August 28, 2020. They were asked to complete all questions to assist in the collection of this data. Forty-two surveys were completed during the pre-identified timeframe of Friday, August 28, 2020 through Friday, September 4, 2020, comprising 63% of the juvenile probation departments in the state.

While the primary focus of this report is to share the data from the most recent survey, key findings from each of the previous surveys are also included, allowing for an analysis of how juvenile probation departments have responded with modified business practices over time. This report is organized according to the focal areas examined by the surveys included in this series: Furlough, Office Operations, Contact with Youth & Families, and Probation Intake & Court Proceedings.

For reference, the four surveys are described below, including the response timeframe and number of completing counties.

1. COVID-19 Response in Pennsylvania's Juvenile Probation Departments <ul style="list-style-type: none">• March 12 – March 18, 2020• 53 counties completed the survey	3. Furloughs Resulting from COVID-19 <ul style="list-style-type: none">• April 13 – April 15, 2020• 56 counties completed the survey
2. COVID-19 Response in Pennsylvania's Juvenile Probation Departments <ul style="list-style-type: none">• March 26 – March 27, 2020• 41 counties completed the survey	4. Juvenile Probation Updated Response to COVID-19 <ul style="list-style-type: none">• August 28 – September 4, 2020• 42 counties completed the survey

Overview of Key Findings

Furlough

- ❖ Over a quarter of departments (27%) had employees furloughed in Survey #3, which was administered early in the pandemic. By the time Survey #4 was completed, none of the responding departments reported employees were furloughed.

Office Operations

- ❖ Travel restrictions were put into place early in the pandemic by more than half of the departments (57%). Following the intensification of the pandemic and the Pennsylvania Supreme Court orders directing courts to be closed to the public for non-essential business, the great majority of departments (88%) were restricting travel by late March. By late August-early September, this number had declined, but 60% (25/42) of counties still reported having travel restrictions in place.
- ❖ Restrictions on large meetings, conferences, trainings, or community events were being put into place early in the pandemic by the majority of departments (65%). Again, following the intensification of the pandemic and the Pennsylvania Supreme Court orders directing courts to be closed to the public for non-essential business, the great majority of departments (90%) were restricting travel by late March. By late August-early September, this number had declined, but over three-quarters (76%) of counties still reported having restrictions in place on meetings, conferences, trainings, or community events.
- ❖ At the beginning of the pandemic, almost no departments were operating their offices without changes or modifications. More recently, over half of departments (55%) report their office coverage is back to what it was pre-pandemic. Other departments have adapted by having only select staff working in the office daily and by rotating shifts in the office for all staff or for certain staff. Only one department reported all staff are working remotely.
- ❖ All but one probation department reported staff were provided with PPE. Almost all departments had basic PPE including masks, gloves, and hand sanitizer. One-third of departments had face shields. Thirty-nine percent of departments selected “Other”, which included goggles and face shields, desk shields, Clorox wipes and disinfectant sprays.
- ❖ The majority of departments (60%) reported making physical modifications to their office space, while an even greater number of respondents (67%) reported making physical modifications to courtrooms. Common ways in which office spaces have been modified include putting up Plexiglass barriers at desks and in interview rooms; moving furniture around to free up space for social distancing; and moving staff offices to allow for social distancing. Common ways in which courtrooms have been modified are: spacing out where people sit for court hearings to accommodate social distancing; putting up Plexiglass shields

for judges and in other places where social distancing is difficult; and limiting the number of people who can be in the courtroom at one time.

Contact with Youth & Families

- ❖ In mid-to-late March, departments moved to limit or eliminate juvenile probation officer contact with youth/families in the community in response to the pandemic. By the end of March, no departments were meeting with youth/families in person. This situation changed as Pennsylvania gradually reduced its shelter-in-place restrictions. By the end of August, 81% of departments reported visiting youth in-person in the community or home. Even so, the majority of departments reported the frequency of contact with youth has been altered, and 86% are using advanced communication technology, including telephone contact, as a way to communicate with youth.
- ❖ At the very beginning of the pandemic in mid-March, most departments (70%) had already limited or eliminated probation officer visits to placement facilities. By the end of March, as the pandemic intensified and after the Pennsylvania Supreme Court issued its orders and recommendations, the great majority of departments (93%) were not sending probation officers to visit youth in out-of-home placement. By late August-early September, the majority of counties (71%) were back to doing in-person and onsite visits. Only 29% of counties were not having juvenile probation officers visit youth in placement, and it appears that one reason for this is that in-person visitation was not allowed by certain facilities (21%). Most respondents reported using advanced communication technology for placement visits, and this was more common than having in-person and onsite visits (83% vs. 71%).
- ❖ In both the early stages of the pandemic and more recently, departments reported youth are receiving community-based interventions and aftercare support services. The open-ended comments by 17 departments suggest that much has changed in how services are delivered. Some departments reported most of their therapy programming is being conducted online, while others report that some or most of their community-based providers are now seeing youth in person. Several respondents believed that, while the manner in which services were delivered was different, juveniles were still receiving the same amount and quality of services. Six out of 17 open-ended responses (35%) indicated their community-based services to youth were negatively affected by the pandemic in some way. Examples of this include not being able to provide ART or other group therapy, and not offering community service opportunities.
- ❖ Most departments reported a significant or slight decrease in referrals (83%) as a result of COVID-19. Some departments reported referrals continued to remain substantially below levels seen in prior years, whereas others observed referrals were ramping back up.

Probation Intake & Court Proceedings

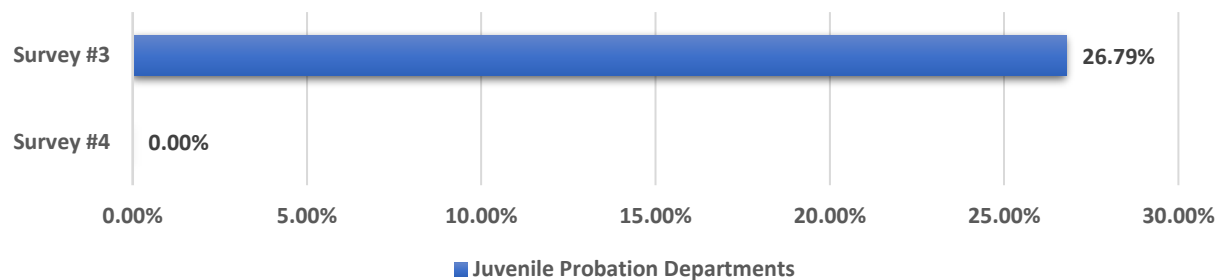
- ❖ At the beginning of the pandemic, almost half (49%) of departments reported their Intake process was on hold, whereas 39% were conducting intakes by phone. In the most recent survey, after the easing of shelter-in-place restrictions, all departments were conducting intakes and over three-quarters (79%) were doing at least some of them in-person. Telephone and video technology were also used by many departments (57% and 43%, respectively).
- ❖ At the beginning of the pandemic in late March, departments were mainly not conducting in-person court hearings, with the exception that 38% of counties reported holding in-person detention hearings. At that point, over three-quarters of counties (76%) reported adjudication and dispositional review hearings were being postponed, and almost half of counties (46%) were postponing placement review hearings. A large share of counties reported utilizing video technology and telephone for each hearing type. By late August and early September, postponing hearings was very uncommon, and the majority of departments had resumed in-person hearings for each hearing type—and especially for adjudications, which 88% of departments reported handling in-person. The use of video technology by counties increased substantially between late March and late August for each hearing type except for detention.

Discussion

Furlough

For the purposes of the survey, furlough is considered the temporary layoff of employees who are expected to return to work.

In Survey #3 (April 13 – 15), most juvenile probation departments (departments) participating in the survey (**73.21%** or 41) **did not have employees furloughed** while 15 (**26.79%**) departments **did report employees who had been furloughed**. In Survey #4 (August 28 – September 4), of the responding departments, there were **no employees reported to be furloughed** (respective employees were reported to have returned to work full-time).

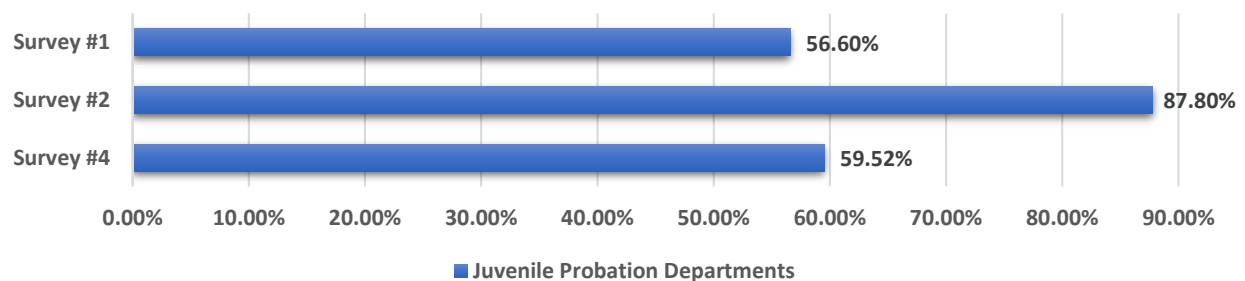


Over a quarter of departments (27%) had employees furloughed in Survey #3, which was administered early in the pandemic. By the time Survey #4 was completed, none of the responding departments reported employees were furloughed.

Office Operations

Travel Restrictions

In Survey #1 (March 12-18), **56.60%** (30) of departments reported an out-of-county travel restriction. In Survey #2 (March 26 – 27), this number **increased to 87.80%** (36) of departments reporting travel restrictions. In Survey #4 (August 28 – September 4), **59.52%** (25) departments are reporting travel restrictions in place.



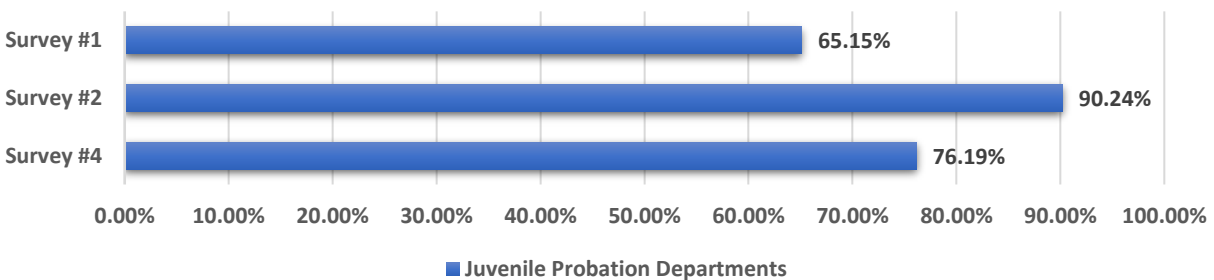
Travel restrictions were put into place early in the pandemic by more than half of the departments (57%). Following the intensification of the pandemic and the Pennsylvania Supreme Court orders directing courts to be closed to the public for non-essential business, the great majority of departments (88%) were restricting travel by late March. By late August-early September, this number had declined, but 60% (25/42) of counties still reported having travel restrictions in place.

Of the 22 counties with travel restrictions and that also wrote an open-ended description of their county’s policies, some respondents reported blanket restrictions from traveling out-of-county, whereas others reported bans on certain kinds of travel (e.g., for conferences, trainings, or meetings), or places they could travel. Below are some excerpts from respondents:

- “Our Judge has requested that we allow only necessary travel. POs can visit youth at placement facilities if deemed necessary or warranted. Travel for meetings/trainings is prohibited.”
- “No county employees are permitted to travel outside the county at this time.”
- “Only Phase Green Counties if necessary, for work. No trainings.”

Large Meeting, Conferences, Training, or Community Events Restrictions

In Survey #1 (March 12-18), **65.15%** (34) departments reported a large meeting, conferences, training, or community events meeting restriction in place. This number **rose to 90.24%** (37) in Survey #2. Upon recent surveying (Survey #4, August 28 – September 4), **76.19%** (32) of departments reported a large meeting, conferences, training, or community events meeting restriction in place.



Restrictions on large meetings, conferences, trainings, or community events were being put into place early in the pandemic by the majority of departments (65%). Again, following the intensification of the pandemic and the Pennsylvania Supreme Court orders directing courts to be closed to the public for non-essential business, the great majority of departments (90%) were restricting travel by late March. By late August-early September, this number had declined, but over three-quarters (76%) of counties still reported having restrictions in place on meetings, conferences, trainings, or community events.

For the 29 departments with these restrictions in place and an included text description of their department's policies, it can be concluded some departments were much more restrictive than others. Below are some comments from respondents:

- “We are still conducting all meetings of more than three (3) by video.”
- “No face to face gathering of over 25 people are permitted.”
- “Most meetings continue to be via Skype or Zoom. Training is all done online.”

Office Coverage

Respondents were asked to select all applicable choices to best describe their local office coverage. The table below illustrates the aggregate of all responses.

Office Coverage	Survey #2 (March 26 – 27)	Survey #4 (August 28 – September 4)
No Changes/Modifications	4.88% (2)	54.76% (23)
Select Staff are Working in the Office Daily	NA	19.05% (8)
All Staff are Rotating Shifts in the Office	43.90% (18)	9.52% (4)
Select Staff are Rotating Shifts in the Office	31.71% (13)	19.05% (8)
Select Staff are Working Remotely	19.51% (8)	19.05% (8)
All Staff are Working Remotely	NA	2.38% (1)

At the beginning of the pandemic, almost no departments were operating their offices without changes or modifications. More recently, over half of departments (55%) report their office coverage is back to what it was pre-pandemic. Other departments have adapted by having only select staff working in the office daily and by rotating shifts in the office for all staff or for certain staff. Only one department reported all staff are working remotely.

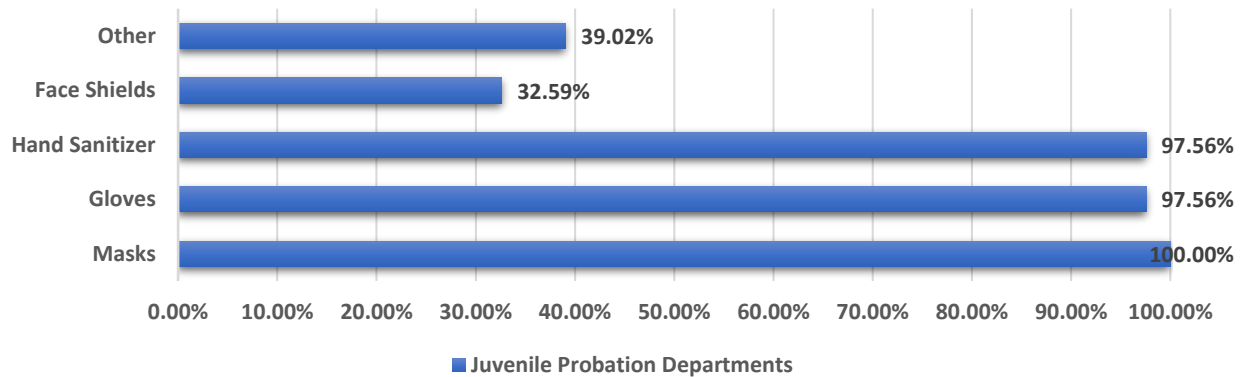
The open-ended comments from 23 respondents reveal great diversity in the approaches departments have taken and will be taking in the future to in-person and remote work.

- “PO's have remained on rotation, but that is ending Sept. 4. All staff will be back in the office full time, unless they feel ill or have had contact with someone in which they need to work remotely (sick family member, etc). Clerical and administration have been back full staff for about 6 weeks.”
- “The Court has enabled Court staff to work remotely when possible. Initially, officers were remote using phone/ZOOM contact. We were directed to communicate with the higher-level juveniles as dictated in the guidelines, however, Low Risk were seen only as needed. Currently, we are back to standard operations regarding supervision. PO's are still encouraged to work remotely when possible.”

- “Modified schedules were implemented at the beginning of the pandemic; however, all staff are now expected to be at work. That said, many have and are using certain leave for personal, childcare, and their children's schooling issues.”

Personal Protective Equipment (PPE)

In **97.62% (41)** of departments **staff have been provided with PPE**, **1 (2.38%)** department reported **staff were not provided with PPE**. Within these 41 departments the PPE provided includes the following:



75.61% (31) of departments **have not experienced any difficulty obtaining PPE** while **24.39% (10)** of departments **did report difficulty in obtaining PPE**.

All but one department reported staff were provided with PPE. Almost all departments had basic PPE including masks, gloves, and hand sanitizer. One-third of departments had face shields. Thirty-nine percent of departments selected “Other”, which included goggles and face shields, desk shields, Clorox wipes and disinfectant sprays.

While 24% of departments reported experiencing difficulty in obtaining PPE, a few open-ended comments (there were 17 comments total) suggest that this situation has improved and that departments are generally able to obtain what they need, though they may have to spend more time looking for supplies that are difficult to find.

- “In addition to the masks and hand sanitizers that were issued to all staff, gloves and face shields were issued to a select group of JPOs that are charged with placing ankle GPS monitors and those that go out on warrant apprehension duties.”
- “Both gloves and hand sanitizer have been difficult to find.”

Physical Modifications

Physical modifications to office space have been reported in **59.52% (25)** of departments while **40.48% (17)** reported **no physical modifications**.

Physical modifications to courtrooms have been reported in **66.67% (28)** of counties while **33.33% (14)** reported **no physical modifications**.

The majority of departments (60%) reported making physical modifications to their office space, while an even greater number of respondents (67%) reported making physical modifications to courtrooms. Common ways in which office spaces have been modified include putting up Plexiglass barriers at desks and in interview rooms; moving furniture around to free up space for social distancing; and moving staff offices to allow for social distancing. Common ways in which courtrooms have been modified are: spacing out where people sit for court hearings to accommodate social distancing; putting up Plexiglass shields for judges and in other places where social distancing is difficult; and limiting the number of people who can be in the courtroom at one time.

Below are some comments offered by respondents:

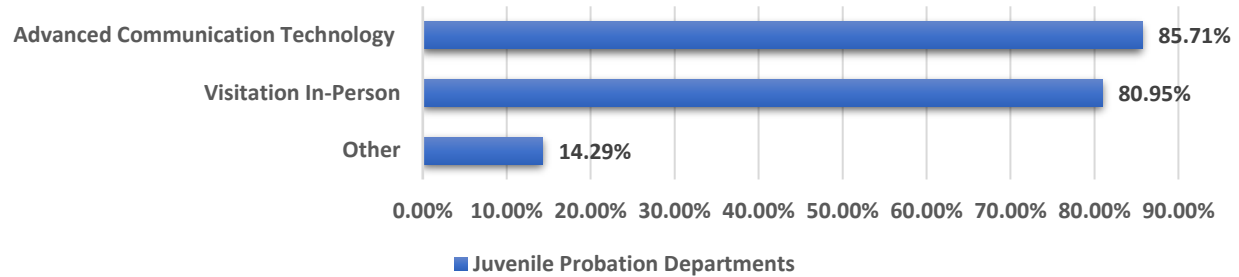
- “Our waiting room has been relocated out into the hall to allow us to social distance families. Every PO has their own office, but we have also installed shields on their desk for when they meet with youth/families.”
- “Plexiglass dividers are in use to keep court personnel separated. Public seating within the courtroom is kept socially distant by blocking off certain seats.”
- “All seating in the gallery and inside the bar is based on social distancing guidelines and there is a limit of 15 individuals in the courtroom. Scheduling of cases has been modified to allow for social distancing in the waiting area, with no more than two cases at a time in the lobby. Seating in each area is marked.”

Contact with Youth & Families

Community & Home

In Survey #1 (March 12-18), 31 departments or **58.49%** of departments had limited or eliminated juvenile probation officer contact with youth/families in the community. In Survey #2 (March 26 – 27), this number **increased to 100%** (41).

In Survey #4 (August 28 – September 4), **85.71%** (36) of departments report using advanced communication technology including telephone contact, **80.95%** (34) report visitation is in-person and in the community or home, and **14.29%** (6) selected other (respondents were able to select all that apply).



57.14% (24) departments report the frequency of contacts with youth have been altered based on the pandemic.

In mid-to-late March, departments moved to limit or eliminate juvenile probation officer contact with youth/families in the community in response to the pandemic. By the end of March, no departments were meeting with youth/families in person. This situation changed as Pennsylvania gradually reduced its shelter-in-place restrictions. By the end of August, 81% of departments reported visiting youth in-person in the community or home. Even so, the majority of departments reported the frequency of contact with youth has been altered, and 86% of departments were using advanced communication technology, including telephone contact, as a way to communicate with youth.

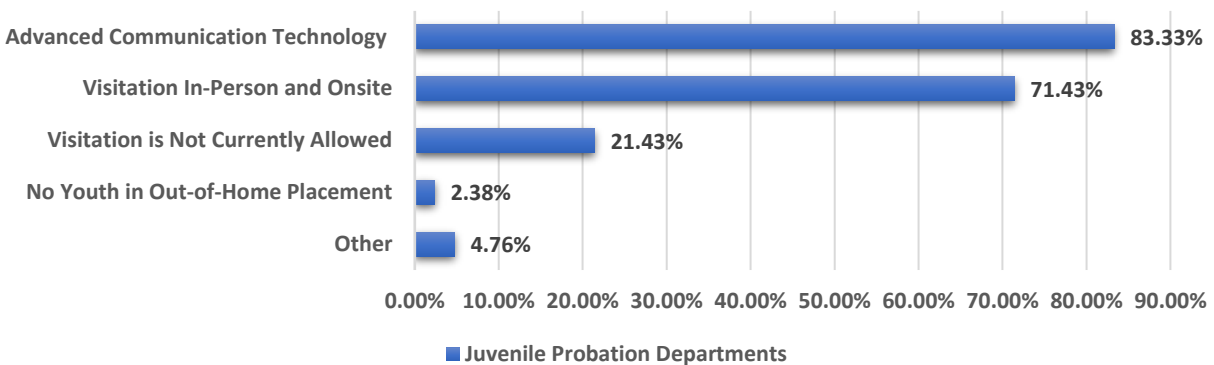
Open-ended comments (22 counties completed these) suggest that a common adaptation to COVID-19 is for probation officers to meet with youth outside of their home or on the porch for “curbside visits” or “porch visits.” Other departments were no longer seeing youth in a community setting and were requiring certain youth to meet with them in their offices. While in-person probation contacts with youth have been increasing, and advanced communication technologies have filled the gap that remains, some departments are still reporting lower levels of certain types of contact.

- “We have adjusted our practices to include video conferencing meetings for low and some
- moderate risk youth. Any youth that are currently receiving a service where they receive face to face contact then meetings with the PO can be by video. High risk youth are being seen in the office with appropriate PPE being utilized by PO.”
- “Officers are primarily office based, whereas prior to pandemic they were primarily community based. There has been less face to face contact with juveniles.”
- “Some of the youth have had less contact and it is hard to do EPICS or other in depth practices in the home that should involve more time and attention at this time.”
- “Contact was limited to virtual during the quarantine and adjusted to weekly. Since the return to community supervision in June, we have returned to YLS driven supervision frequency.”

Visitation to Placement Facilities

In Survey #1 (March 12-18), 37 departments or **69.81%** had limited or eliminated juvenile probation officer visitation to placement facilities. In Survey #2 (March 26 – 27), 38 departments or **92.68%** had limited or eliminated juvenile probation officer visitation to placement facilities.

In Survey #4 (August 28 – September 4), **83.33%** (35) are using **advanced communication technology** including telephone contact, **71.43%** (30) are visiting **in-person and onsite** at the facility, **21.43%** (9) report **visitation is not currently allowed** by the facility, **2.38%** (1) report **no youth in out-of-home placement**, and **4.76%** (2) selected other (respondents were able to select all that apply).



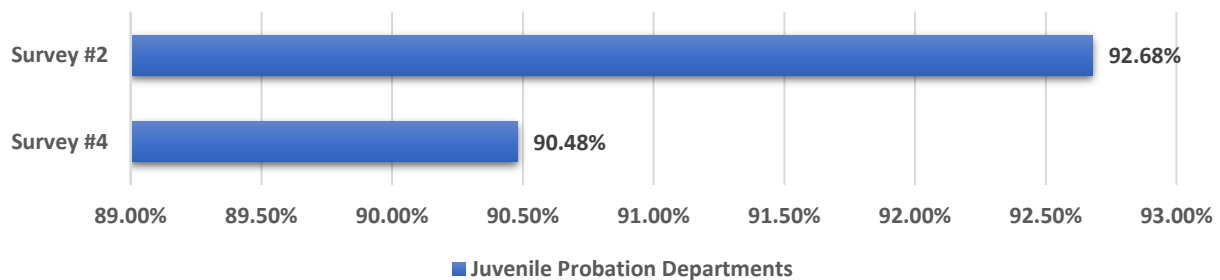
At the very beginning of the pandemic in mid-March, most departments (70%) had already limited or eliminated probation officer visits to placement facilities. By the end of March, as the pandemic intensified and after the Pennsylvania Supreme Court issued its orders and recommendations, the great majority of departments (93%) were not sending probation officers to visit youth in out-of-home placement. By late August-early September, the majority of counties (71%) were back to doing in-person and onsite visits. Only 29% of counties were not having juvenile probation officers visit youth in placement, and it appears that one reason for this is that in-person visitation was not allowed by certain facilities (21%). Most respondents reported using advanced communication technology for placement visits, and this was more common than having in-person and onsite visits (83% vs. 71%).

The qualitative responses of 17 departments help to clarify these results. Several departments reported resuming in-person visitation as soon as the placement provider approves it and as long as they have social distancing protocols in place; these departments are using advanced communication technologies for providers that do not allow visitation. Other departments are only rarely visiting youth in placement and are instead relying mainly on Zoom and other technologies.

- “We are visiting youth in placement if the facilities have protocols in place and are allowing in person visits at this time...If facilities are not allowing in-person visits we are respecting that request and conduct visits utilizing technology.”
- “POs may visit youth in placement if the youth is expressing concerns, the youth requests a visit, a parent request we visit because of concerns, the facility requests we visit. If there are no issues or concerns, then then POs are to have weekly video conferences with the youth.”

Community-Based Interventions & Aftercare Support Services

In Survey #2 (March 26 – 27), **92.68% (38)** of departments reported **youth are receiving some form of community-based interventions and aftercare support services** during this period of time, **7.32% (3)** reported **youth are not receiving these services**. In Survey #4 (August 28 – September 4), **90.48% (38)** of departments reported **youth are receiving the desired community-based intervention and aftercare support services** during this period of time, **9.52% (4)** reported **youth are not receiving these services**.



In both the early stages of the pandemic and more recently, departments reported youth are receiving community-based interventions and aftercare support services.¹ The open-ended comments by 17 departments suggest that much has changed in how services are delivered. Some departments reported most of their therapy programming is being conducted online, while others report that some or most of their community-based providers are now seeing youth in person. Several respondents believed that, while the manner in which services were delivered was different, juveniles were still receiving the same amount and quality of services. Six out of 17 open-ended responses (35%) indicated their community-based services to youth were negatively affected by the pandemic in some way. Examples of this include not being able to provide ART or other group therapy, and not offering community service opportunities.

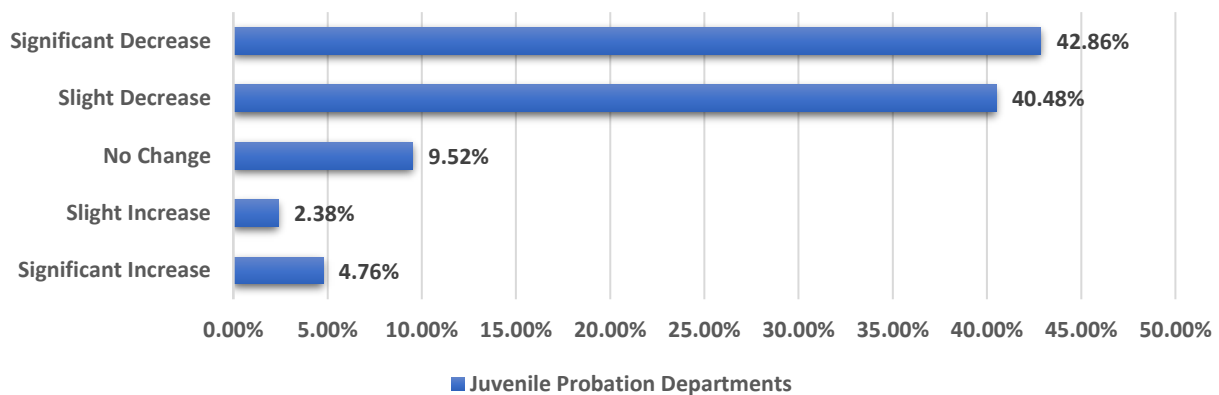
- “Outpatient services both mental health and drug and alcohol are being conducted via phone. Cog groups have restarted and are in person.”

¹ Survey #4 changed the language of the question from whether “youth are receiving some form of community-based intervention and aftercare support services” to whether youth are receiving *the desired* community-based intervention and aftercare support services.” Perhaps if this language had been used in Survey #2, fewer departments would have responded that youth are receiving the desired services than is the case today.

- “Referrals continue to be made for interventions/services and might not be delivered at the same level as Pre-Covid, but the service continues to occur on some level.”
- “Most providers are conducting services remotely, with negligible impact. Other providers continued to do home visits throughout the quarantine and others have developed documented group counseling strategies to accommodate the recommended safety protocols.”

Juvenile Referrals

Departments surveyed August 28th through September 4th report the following impact on juvenile referrals.



Most juvenile probation departments (83%) reported a significant or slight decrease in referrals as a result of COVID-19. Some departments reported referrals continued to remain substantially below levels seen in prior years, whereas others observed referrals were ramping back up.

- “During the height of the pandemic very few referrals were made, now that we and Courts are fully open now the allegations from police departments has greatly increased. Everyone is trying to ‘catch up’!”
- “The primary factor was the closing of schools as those referrals make up roughly one third of our total. Secondly, it would appear that the quarantine phase kept juveniles inside and way from delinquent activity.”

Probation Intake and Court Proceedings

Intake Process & YLS Administration

In the table below, respondents to Survey #4 (August 28 – September 4) were able to select multiple intake formats, but this was not the case for Survey #2. Therefore, caution should be taken when making comparisons.

Intake Process	Survey #2 (March 26 – 27)	Survey #4 (August 28 – September 4)
On Hold	48.78% (20)	0.00% (0)
In-Person	4.88% (2)	78.57% (33)
Video Technology	NA	42.86% (18)
Telephone	39.02% (16)	57.14% (24)

In Survey #2 (March 26 – 27), for those departments continuing with the intake process, **the initial YLS is being administered in 61.29% (19) of departments.** In Survey #4 (August 28 – September 4), **the initial YLS is being administered in 97.62% (41) of departments.**

At the beginning of the pandemic, almost half (49%) of departments reported their Intake process was on hold, whereas 39% were conducting intakes by phone. In the most recent survey, after the easing of shelter-in-place restrictions, all departments were conducting intakes and over three-quarters (79%) were doing at least some of them in-person. Telephone and video technology were also used by many departments (57% and 43%, respectively).

Respondents’ comments suggest many departments are using a hybrid model where certain intakes are done in-person and others are done remotely. Several comments (there were a total of 12 open-ended comments) suggest this is an adaptation to departments having a limited amount of office space that allows for social distancing. Relatedly, all but one department is administering the initial YLS assessment and the reassessment and case closing YLS assessments. According to open-ended comments (every department responded to this question), some departments are completing these assessments in person and others over the phone or using video technology.

- “Part of the intake is being done over the phone or by ZOOM and the other half is being done in person. We do the charges in person and review sensitive information such as: mental health, trauma, abuse in person.”
- “We are being creative conducting intakes. Some in-person intakes are occurring in a large meeting room in our Courthouse Annex building. We are using advance technology for intakes, too.”
- “All YLS procedures remained intact. JCMS being web based was a huge help for POs to continue their notes and YLS input.”

Hearing Format by Hearing Type

In the tables below, respondents were able to select multiple hearing formats for each hearing type.

Detention/Emergency Shelter Hearings	Survey #2 (March 26 – 27)	Survey #4 (August 28 – September 4)
In-Person	38.46% (15)	66.67% (28)
Video Technology	71.79% (28)	57.14% (24)
Telephone	41.03% (16)	26.19% (11)
Via Memo	2.56% (1)	0.00% (0)
Hearing Type Postponed	2.56% (1)	0.00% (0)

Adjudication Hearings	Survey #2 (March 26 – 27)	Survey #4 (August 28 – September 4)
In-Person	14.63% (6)	88.10% (37)
Video Technology	26.83% (11)	45.24% (19)
Telephone	14.63% (6)	23.81% (10)
Via Memo	0.00% (0)	0.00% (0)
Hearing Type Postponed	75.61% (31)	4.76% (2)

Dispositional Review Hearings	Survey #2 (March 26 – 27)	Survey #4 (August 28 – September 4)
In-Person	4.88% (2)	73.81% (31)
Video Technology	34.15% (14)	57.14% (24)
Telephone	21.95% (9)	33.33% (14)
Via Memo	12.05% (5)	0.00% (0)
Hearing Type Postponed	75.61% (31)	2.38% (1)

Placement Review Hearings	Survey #2 (March 26 – 27)	Survey #4 (August 28 – September 4)
In-Person	2.44% (1)	69.05% (29)
Video Technology	53.66% (22)	78.57% (33)
Telephone	36.59% (15)	30.95% (13)
Via Memo	9.76% (4)	2.38% (1)
Hearing Type Postponed	46.34% (19)	0.00% (0)

At the beginning of the pandemic in late March, departments were mainly not conducting in-person court hearings, with the exception that 38% of counties reported holding in-person detention hearings. At that point, over three-quarters of counties (76%) reported adjudication and dispositional review hearings were being postponed, and almost half of counties (46%) were postponing placement review hearings. A large share of counties reported utilizing video technology and telephone for each hearing type. By late August and early September, postponing hearings was very uncommon, and the majority of departments had resumed in-

person hearings for each hearing type—and especially for adjudications, which 88% of departments reported handling in-person. The use of video technology by counties increased substantially between late March and late August for each hearing type except for detention.

There were a limited number of open-ended comments (11), which suggested great variation in how probation departments are using technology and in-person hearings.

- “All hearings are to take place via video technology. There have been a few cases that required an in person hearing and there are strict guidelines that are followed with social distancing and PPE in the courtroom.”
- “Most hearings for youth in placement and detention are being held by video. The only exception is if a youth is struggling in placement they may need to appear in placement. Youth in detention that are having an actual hearing must appear in person. Youth in detention that are appearing for disposition where placement is being recommended also must appear in person.”
- “Most hearing initially were postponed except 72-hour shelter/detention hearings. All courtrooms are open for hearings within person attendance, with all present practicing CDC guidelines. Each judge has determined how they want this done. JCHO is still conducting phone only hearings.”